

# 1993 - 2010 Rainfall Statistics

Daily rainfall in millimeters

ORE Camp-Perrin, Cayes, Haiti

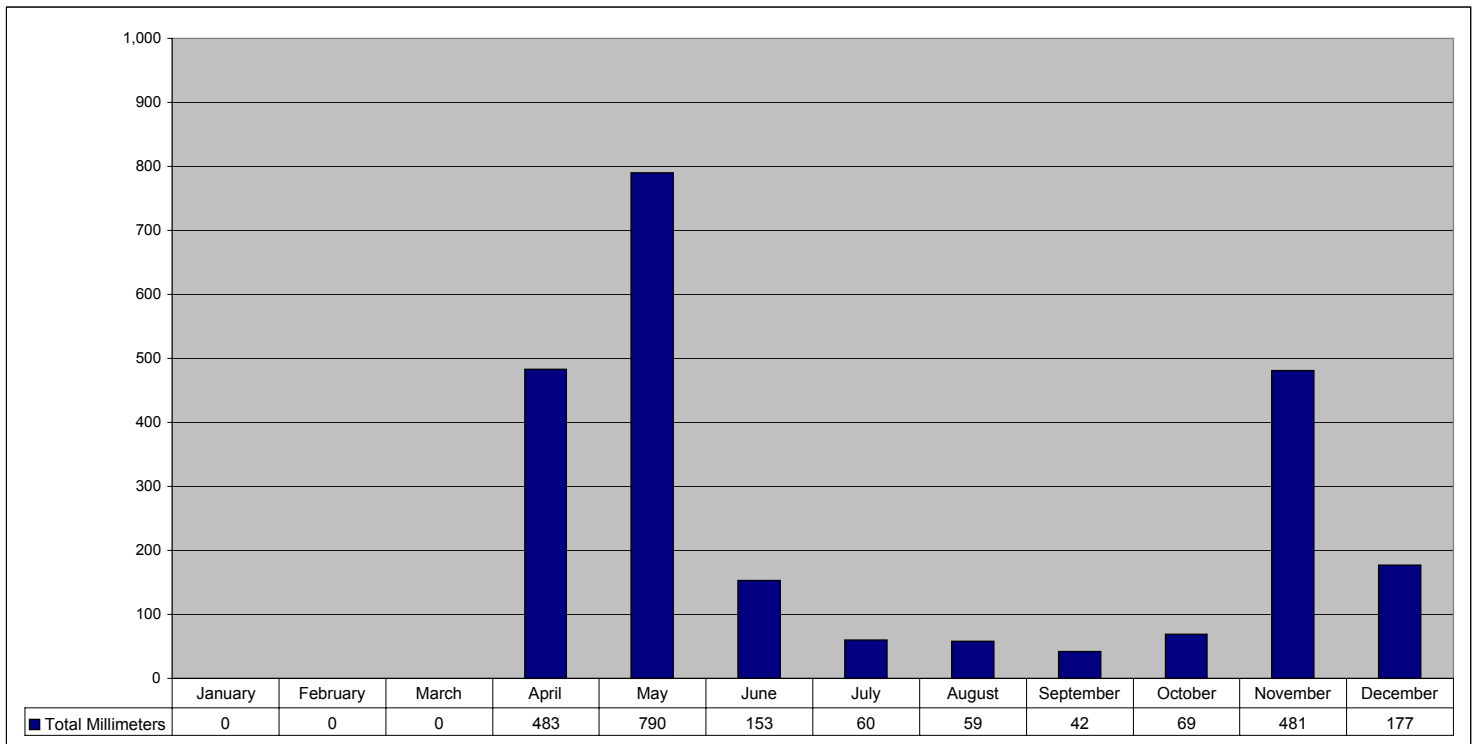
Organization for the Rehabilitation of the Environment

[www.oreworld.org](http://www.oreworld.org)

**Rainfall - ORE Camp-Perrin, Cayes, Haiti  
- 1993 -**

*(In millimeters)*

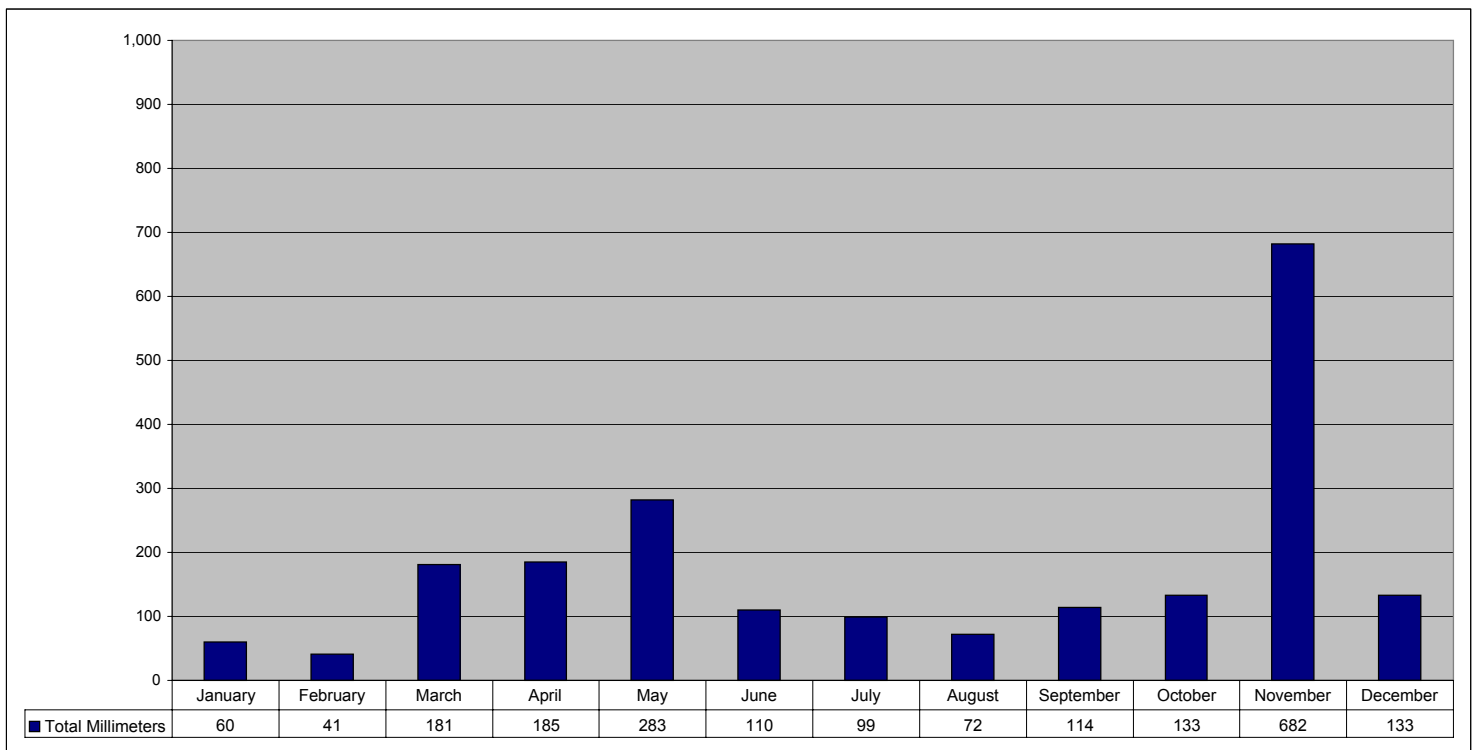
Day	January	February	March	April	May	June	July	August	September	October	November	December	Annual Total
1	0.0	0.0	0.0	0.0	9.0	30.2	0.0	15.0	3.0	22.5	0.4	80.4	161.5
2	0.0	0.0	0.0	0.0	17.5	0.0	0.0	0.0	0.0	0.0	0.0	0.0	19.5
3	0.0	0.0	0.0	0.0	27.5	0.0	30.0	0.0	3.0	0.0	0.0	0.0	63.5
4	0.0	0.0	0.0	5.0	17.5	0.0	0.0	0.0	8.0	2.0	0.0	0.0	36.5
5	0.0	0.0	0.0	17.5	0.0	0.0	0.0	0.0	0.0	0.0	22.5	0.0	45.0
6	0.0	0.0	0.0	5.0	7.0	0.0	0.0	0.0	0.0	0.0	0.0	0.0	18.0
7	0.0	0.0	0.0	10.4	5.0	0.0	0.0	2.0	0.0	0.0	0.0	0.0	24.4
8	0.0	0.0	0.0	0.0	0.0	0.0	0.0	0.0	0.0	0.0	0.0	0.0	8.0
9	0.0	0.0	0.0	0.0	7.0	0.0	0.0	4.0	0.0	0.0	0.0	0.0	20.0
10	0.0	0.0	0.0	0.0	38.0	0.0	0.0	0.0	3.0	0.0	0.0	0.0	51.0
11	0.0	0.0	0.0	0.0	27.5	0.0	0.0	0.0	0.0	0.0	0.0	0.0	38.5
12	0.0	0.0	0.0	30.0	27.5	0.0	10.0	0.0	0.0	0.0	0.0	0.0	79.5
13	0.0	0.0	0.0	0.0	0.0	0.0	0.0	0.0	0.2	0.0	0.0	0.0	13.2
14	0.0	0.0	0.0	5.0	120.0	0.0	0.0	0.0	0.0	0.0	0.0	15.0	154.0
15	0.0	0.0	0.0	0.0	17.5	0.0	0.0	0.0	0.0	0.0	0.0	40.4	72.9
16	0.0	0.0	0.0	40.0	50.0	0.0	0.0	2.0	0.0	0.0	0.0	21.0	129.0
17	0.0	0.0	0.0	0.0	5.0	0.0	0.0	13.0	0.2	12.5	0.0	0.0	47.7
18	0.0	0.0	0.0	0.0	0.0	0.0	0.0	0.0	0.0	0.0	0.0	0.0	18.0
19	0.0	0.0	0.0	90.0	45.6	10.2	0.0	0.0	0.0	0.0	14.4	17.5	196.7
20	0.0	0.0	0.0	100.0	80.0	8.0	2.0	0.0	0.0	0.0	22.5	0.0	232.5
21	0.0	0.0	0.0	0.0	3.0	80.0	0.0	0.0	0.0	5.4	85.4	0.0	194.8
22	0.0	0.0	0.0	30.0	15.4	20.0	0.0	0.0	0.0	0.0	90.0	0.0	177.4
23	0.0	0.0	0.0	70.0	0.0	5.0	3.0	4.0	0.0	0.0	40.0	3.0	148.0
24	0.0	0.0	0.0	0.0	5.0	0.0	15.0	12.5	0.0	2.0	80.2	0.0	138.7
25	0.0	0.0	0.0	0.0	0.0	0.0	0.0	2.0	15.0	2.4	55.4	0.0	99.8
26	0.0	0.0	0.0	22.5	12.5	0.0	0.0	0.0	0.0	0.0	35.0	0.0	96.0
27	0.0	0.0	0.0	0.0	0.0	0.0	0.0	0.0	0.0	0.0	35.0	0.0	62.0
28	0.0	0.0	0.0	17.5	9.0	0.0	0.0	4.0	0.0	0.0	0.0	0.0	58.5
29	0.0	0.0	0.0	40.4	100.6	0.0	0.0	0.0	0.0	0.0	0.0	0.0	170.0
30	0.0	0.0	0.0	0.0	60.0	0.0	0.0	0.0	10.0	22.5	0.0	0.0	122.5
31	0.0	0.0	0.0	0.0	82.5	0.0	0.0	0.0	0.0	0.0	0.0	0.0	113.5
	<b>January</b>	<b>February</b>	<b>March</b>	<b>April</b>	<b>May</b>	<b>June</b>	<b>July</b>	<b>August</b>	<b>September</b>	<b>October</b>	<b>November</b>	<b>December</b>	<b>Annual Total</b>
<b>Total Millimeters</b>	0	0	0	483	790	153	60	59	42	69	481	177	2,315



**Rainfall - ORE Camp-Perrin, Cayes, Haiti  
- 1994 -**

*(In millimeters)*

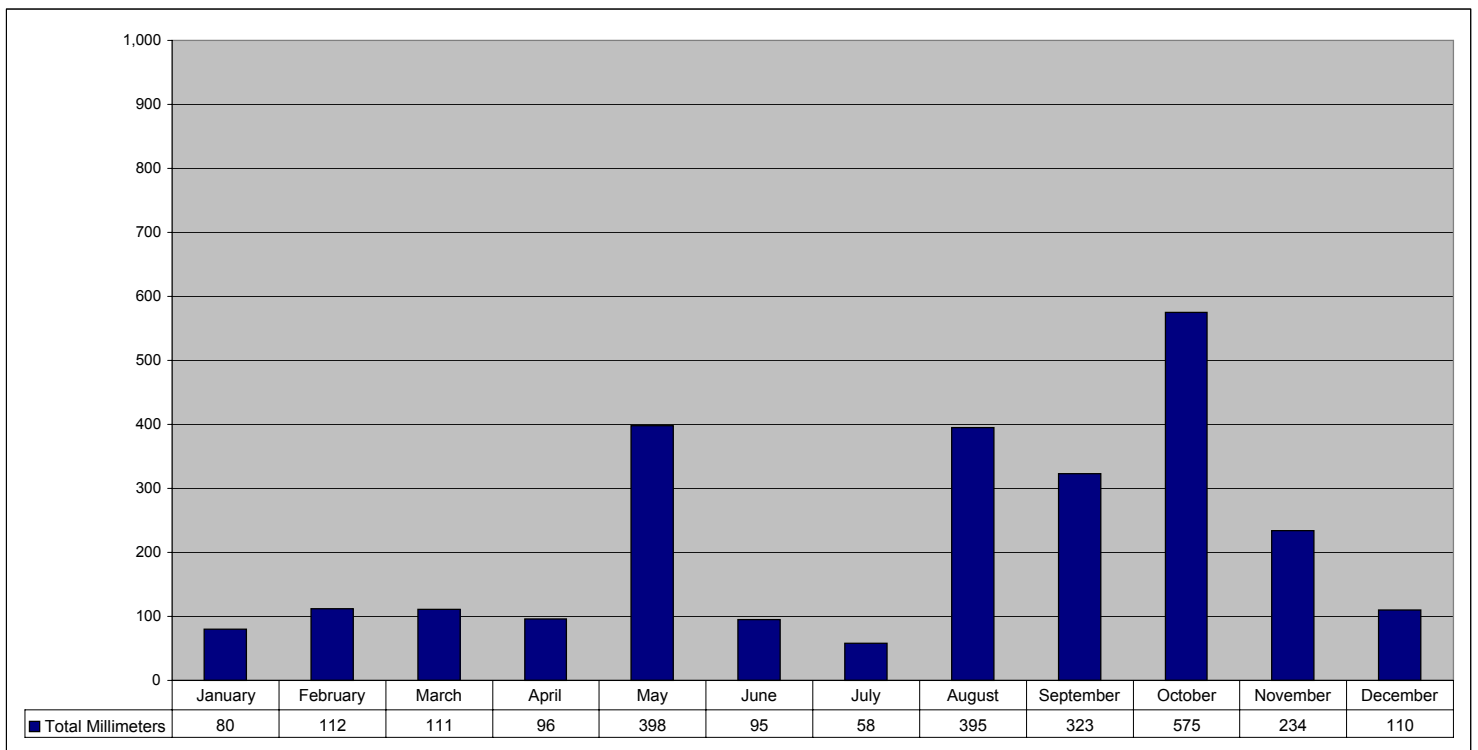
Day	January	February	March	April	May	June	July	August	September	October	November	December	Annual Total
1	0.0	4.0	3.0	4.8	95.0	3.0	0.0	0.0	0.0	0.0	0.0	0.0	110.8
2	0.0	0.0	5.0	3.0	0.0	0.0	0.0	5.0	19.2	20.4	3.0	0.0	57.6
3	0.0	0.0	5.0	0.0	0.0	0.0	0.0	0.0	6.6	0.0	0.0	4.0	18.6
4	4.0	0.0	5.0	3.0	0.0	3.0	0.0	0.0	0.0	4.0	4.0	0.0	27.0
5	4.0	0.0	0.0	0.0	3.0	0.0	5.0	0.0	4.0	0.0	27.0	2.2	50.2
6	27.5	0.0	0.0	0.0	0.0	3.0	0.0	5.0	1.0	0.0	0.0	0.0	42.5
7	0.0	0.0	17.5	0.0	0.0	7.0	15.0	5.0	0.0	0.0	12.0	0.0	63.5
8	0.0	0.0	12.5	3.0	0.0	0.0	0.0	0.0	0.0	0.0	0.0	0.0	23.5
9	0.0	0.0	0.0	0.0	0.0	3.0	5.0	12.5	0.0	0.0	0.0	0.0	29.5
10	6.2	0.0	0.0	0.0	0.0	0.0	0.0	3.8	27.0	0.0	0.0	0.0	47.0
11	0.0	0.0	0.0	0.0	45.0	0.0	0.0	0.0	0.0	14.6	60.8	0.0	131.4
12	0.0	0.0	9.0	0.0	0.0	0.0	0.0	1.0	16.0	0.0	321.0	0.0	359.0
13	0.0	0.0	0.0	0.0	17.5	0.0	0.0	0.0	1.0	0.0	200.8	0.0	232.3
14	0.0	0.0	0.0	0.0	0.0	70.0	0.0	0.0	0.0	1.0	0.0	2.0	87.0
15	0.0	0.0	55.0	0.0	0.0	5.0	0.0	1.0	1.0	5.2	0.0	0.0	82.2
16	0.0	7.0	17.0	2.0	17.5	0.0	0.0	0.0	0.0	0.0	0.0	0.0	59.5
17	6.0	0.0	3.0	0.0	9.0	3.0	0.0	0.0	1.0	0.0	0.0	0.0	39.0
18	0.0	7.0	0.0	0.0	0.0	0.0	0.0	1.0	0.0	1.0	0.0	0.0	27.0
19	0.0	0.0	0.0	17.5	0.0	0.0	0.0	5.0	1.0	0.0	9.6	0.0	52.1
20	0.0	0.0	0.0	9.0	15.0	0.0	0.0	19.6	0.0	2.2	41.0	0.0	106.8
21	0.0	0.0	3.0	0.0	0.0	0.0	0.0	0.0	6.6	0.0	0.0	8.0	38.6
22	0.0	0.0	0.0	5.0	7.0	0.0	0.0	0.0	0.0	0.0	0.0	8.0	42.0
23	0.0	0.0	4.8	0.0	9.0	0.0	0.0	0.0	0.0	0.0	0.0	88.0	124.8
24	0.0	9.0	2.0	0.0	0.0	0.0	0.0	0.0	0.0	72.8	0.0	16.0	123.8
25	8.0	7.0	0.0	0.0	12.5	0.0	0.0	0.0	0.0	6.0	0.0	0.0	58.5
26	0.0	0.0	0.0	0.0	27.5	0.0	22.5	13.0	0.0	0.0	2.8	0.0	91.8
27	0.0	7.0	0.0	0.0	7.0	0.0	12.5	0.0	28.4	0.0	0.0	0.0	81.9
28	4.0	0.0	30.0	17.5	0.0	0.0	0.0	0.0	1.0	0.0	0.0	0.0	80.5
29	0.0	0.0	0.0	50.0	0.0	10.0	4.0	0.0	0.0	0.0	0.0	0.0	93.0
30	0.0	0.0	0.0	70.0	0.0	3.0	35.0	0.0	0.0	0.0	0.0	4.4	142.4
31	0.0	0.0	9.0	0.0	17.5	0.0	0.0	0.0	0.0	6.0	0.0	0.0	63.5
	<b>January</b>	<b>February</b>	<b>March</b>	<b>April</b>	<b>May</b>	<b>June</b>	<b>July</b>	<b>August</b>	<b>September</b>	<b>October</b>	<b>November</b>	<b>December</b>	<b>Annual Total</b>
<b>Total Millimeters</b>	<b>60</b>	<b>41</b>	<b>181</b>	<b>185</b>	<b>283</b>	<b>110</b>	<b>99</b>	<b>72</b>	<b>114</b>	<b>133</b>	<b>682</b>	<b>133</b>	<b>2,091</b>



**Rainfall - ORE Camp-Perrin, Cayes, Haiti  
- 1995 -**

*(In millimeters)*

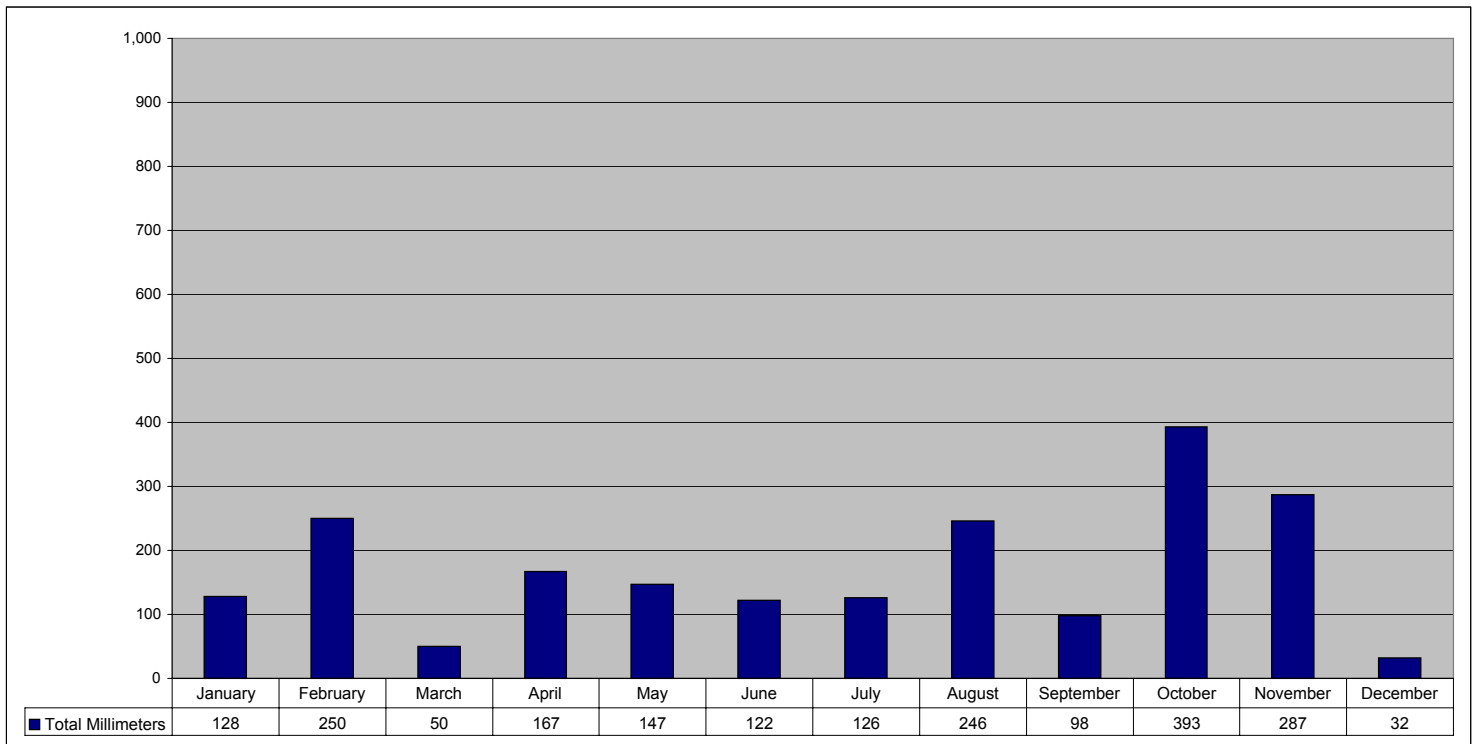
Day	January	February	March	April	May	June	July	August	September	October	November	December	Annual Total
1	0.0	0.0	0.0	0.0	244.2	0.0	0.0	5.0	0.0	25.4	0.0	0.0	275.6
2	0.0	0.0	0.0	0.0	101.6	10.4	2.0	0.0	0.0	15.4	0.0	0.0	131.4
3	0.0	0.0	0.0	0.0	0.0	12.0	0.0	4.0	0.0	15.0	0.0	0.0	34.0
4	0.0	0.0	23.2	0.0	7.0	0.0	0.0	0.0	0.0	85.2	0.0	14.0	133.4
5	0.0	0.0	0.0	0.0	0.0	4.0	0.0	12.0	0.0	35.6	0.0	2.2	58.8
6	0.0	0.0	20.0	0.0	4.6	0.0	0.0	0.0	25.4	22.6	0.0	8.2	86.8
7	0.0	0.0	4.0	0.0	10.4	0.0	0.0	0.0	0.0	218.0	0.0	0.0	239.4
8	0.0	7.0	0.0	0.0	0.0	0.0	0.0	0.0	0.0	8.0	0.0	2.0	25.0
9	0.0	13.0	6.0	0.0	0.0	0.0	0.0	14.0	0.0	0.0	0.0	0.0	42.0
10	0.0	0.0	0.0	0.0	5.0	22.0	0.0	0.0	0.0	0.0	0.0	8.4	45.4
11	0.0	0.0	0.0	0.0	5.0	0.0	0.0	3.0	6.4	0.0	0.0	0.0	25.4
12	0.0	0.0	0.0	0.0	0.0	10.2	35.4	0.0	18.4	47.4	13.0	0.0	136.4
13	0.0	0.0	15.0	22.0	11.6	0.0	0.0	0.0	0.0	25.4	63.0	2.0	152.0
14	0.0	0.0	0.0	0.0	0.0	5.0	0.0	0.0	0.0	14.4	26.4	0.0	59.8
15	0.0	0.0	0.0	32.0	0.0	0.0	0.0	0.0	0.0	0.0	0.0	0.0	47.0
16	68.2	0.0	15.0	25.0	5.2	5.0	0.0	0.0	0.0	0.0	0.0	0.0	134.4
17	4.0	0.0	5.0	3.4	0.0	0.0	0.0	0.0	0.0	0.0	80.8	0.0	110.2
18	0.0	0.0	9.0	0.0	0.0	0.0	0.0	0.0	3.0	29.4	0.0	0.0	59.4
19	0.0	0.0	0.0	0.0	0.0	6.0	0.0	219.0	0.0	15.0	0.0	0.0	259.0
20	0.0	0.0	0.0	0.0	3.0	0.0	0.0	32.0	0.0	0.0	19.4	0.0	74.4
21	0.0	19.0	0.0	0.0	0.0	16.4	0.0	0.0	32.4	0.0	5.4	0.0	94.2
22	0.0	0.0	0.0	0.0	0.0	0.0	0.0	60.8	0.0	0.0	15.0	0.0	97.8
23	4.0	0.0	0.0	9.0	0.0	2.0	0.0	35.4	3.0	0.0	0.0	50.8	127.2
24	0.0	27.4	11.0	0.0	0.0	0.0	2.0	0.0	0.0	0.0	0.0	0.0	64.4
25	4.0	0.0	0.0	0.0	0.0	0.0	0.0	0.0	54.0	14.0	0.0	14.0	111.0
26	0.0	14.0	0.0	0.0	0.0	0.0	0.0	3.0	3.0	0.0	0.0	8.0	54.0
27	0.0	14.4	3.0	0.0	0.0	0.0	4.0	0.0	5.0	0.0	8.0	0.0	61.4
28	0.0	17.4	0.0	0.0	0.0	0.0	0.0	2.0	3.0	4.0	0.0	0.0	54.4
29	0.0	0.0	0.0	3.0	0.0	0.0	0.0	0.0	0.0	0.0	0.0	0.0	32.0
30	0.0	0.0	0.0	1.4	0.0	2.0	0.0	0.0	169.3	0.0	3.0	0.0	205.7
31	0.0	0.0	0.0	0.0	0.0	0.0	15.0	5.0	0.0	0.0	0.0	0.0	51.0
	<b>January</b>	<b>February</b>	<b>March</b>	<b>April</b>	<b>May</b>	<b>June</b>	<b>July</b>	<b>August</b>	<b>September</b>	<b>October</b>	<b>November</b>	<b>December</b>	<b>Annual Total</b>
<b>Total Millimeters</b>	80	112	111	96	398	95	58	395	323	575	234	110	2,587



**Rainfall - ORE Camp-Perrin, Cayes, Haiti**  
**- 1996 -**

*(In millimeters)*

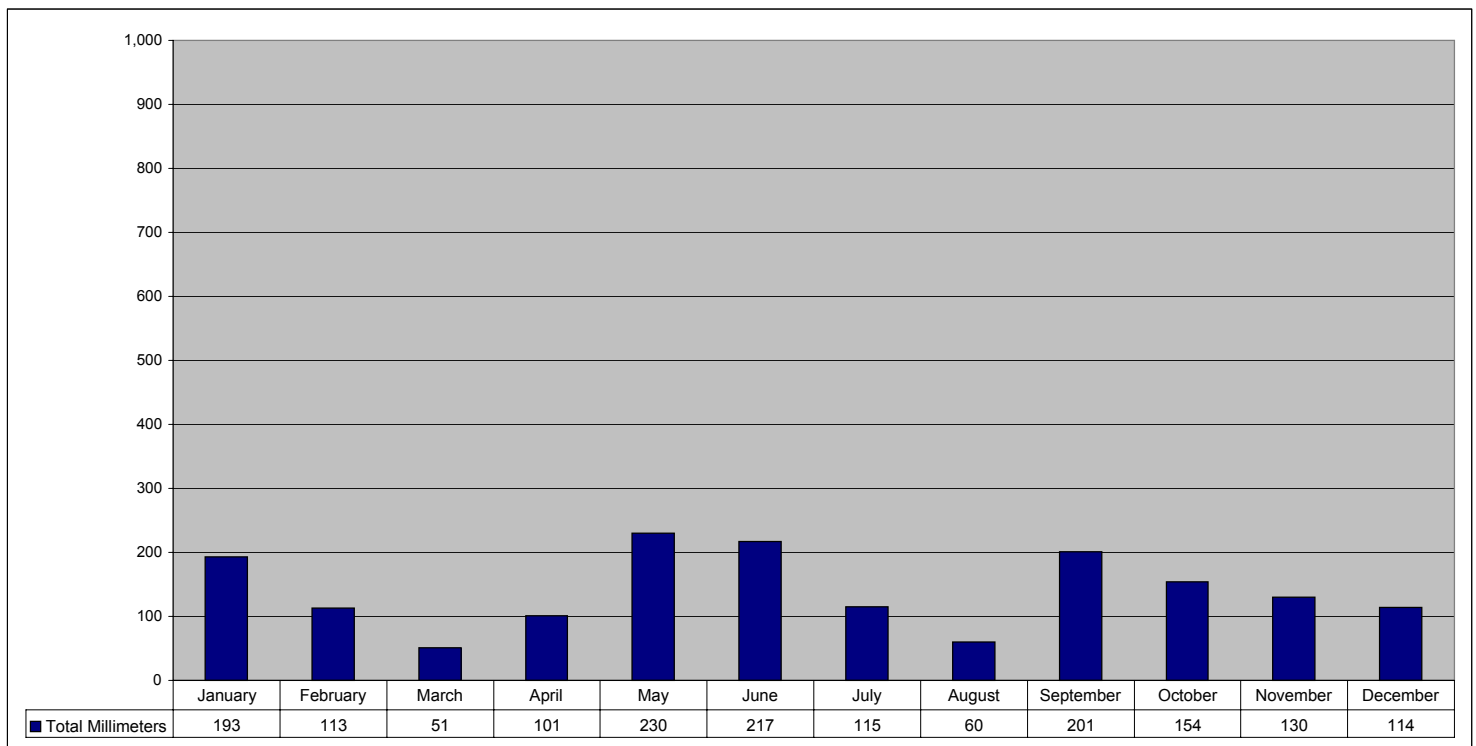
Day	January	February	March	April	May	June	July	August	September	October	November	December	Annual Total
1	0.0	0.0	0.0	0.0	3.0	0.0	0.0	0.0	30.4	2.0	0.0	6.0	42.4
2	8.0	2.0	0.0	0.0	0.0	0.0	2.6	25.0	0.0	0.0	2.0	0.0	41.6
3	0.0	0.0	0.0	0.0	29.4	18.0	0.0	0.0	10.0	12.2	0.0	3.0	75.6
4	0.0	0.0	0.0	0.0	3.0	0.0	0.0	0.0	0.0	0.0	0.0	0.0	7.0
5	0.0	0.0	0.0	0.0	25.4	2.0	0.0	14.4	0.0	0.0	0.0	2.0	48.8
6	0.0	18.4	27.4	0.0	25.4	3.0	0.0	0.0	0.0	0.0	0.0	0.0	80.2
7	32.4	4.0	0.0	0.0	3.0	2.0	3.0	24.0	5.0	0.0	0.0	0.0	80.4
8	1.4	3.6	2.0	3.0	0.0	14.4	0.0	0.0	0.0	25.4	0.0	0.0	57.8
9	0.0	0.0	4.0	0.0	0.0	0.0	0.0	0.0	0.0	5.0	5.4	0.0	23.4
10	0.0	0.0	0.0	3.0	0.0	0.0	5.0	0.0	0.0	0.0	0.0	0.0	18.0
11	0.0	0.0	0.0	0.0	2.0	16.8	56.8	0.0	0.0	75.8	2.0	0.0	164.4
12	0.0	0.0	5.0	0.0	0.0	8.0	0.0	4.4	0.0	40.4	5.4	0.0	75.2
13	2.4	0.0	0.0	25.4	2.0	8.0	5.0	0.0	18.4	0.0	0.0	0.0	74.2
14	0.0	0.0	0.0	18.4	2.0	8.0	0.0	0.0	0.0	0.0	20.0	0.0	62.4
15	0.0	0.0	0.0	0.0	0.0	2.0	15.0	0.0	0.0	60.1	83.8	0.0	175.9
16	0.0	57.8	4.0	0.0	0.0	15.0	4.4	0.0	0.0	143.2	63.8	0.0	304.2
17	0.0	57.8	0.0	3.0	6.0	2.0	0.0	54.0	0.0	0.0	0.0	0.0	139.8
18	0.0	0.0	0.0	0.0	0.0	0.0	0.0	97.2	0.0	2.4	20.0	0.0	137.6
19	2.0	50.8	0.0	5.0	0.0	2.0	0.0	11.4	0.0	0.0	30.4	0.0	120.6
20	0.0	3.0	0.0	28.4	2.0	0.0	3.0	0.0	0.0	0.0	0.0	4.0	60.4
21	0.0	0.0	0.0	0.0	6.0	2.4	0.0	0.0	0.0	18.0	10.4	0.0	57.8
22	15.0	47.8	4.0	13.4	23.0	0.0	0.0	1.4	4.4	0.0	0.0	2.0	133.0
23	0.0	0.0	4.0	0.0	7.0	0.0	0.0	0.0	0.0	2.0	4.0	0.0	40.0
24	0.0	0.0	0.0	3.0	7.4	0.0	3.0	0.0	0.0	0.0	0.0	4.0	41.4
25	0.0	0.0	0.0	25.4	0.0	0.0	0.0	0.0	0.0	0.0	4.0	0.0	54.4
26	0.0	5.0	0.0	23.0	0.0	0.0	0.0	10.0	0.0	2.0	24.0	6.0	96.0
27	0.0	0.0	0.0	3.0	0.0	10.2	3.0	0.0	0.0	0.0	0.0	0.0	43.2
28	0.0	0.0	0.0	2.0	0.0	0.0	0.0	0.0	0.0	2.0	0.0	3.0	35.0
29	0.0	0.0	0.0	8.0	0.0	8.2	25.0	4.0	29.8	0.0	12.0	0.0	116.0
30	63.8	0.0	0.0	3.0	0.0	0.0	0.0	0.0	0.0	0.0	0.0	2.0	98.8
31	3.0	0.0	0.0	0.0	0.0	0.0	0.0	0.0	0.0	2.0	0.0	0.0	36.0
	<b>January</b>	<b>February</b>	<b>March</b>	<b>April</b>	<b>May</b>	<b>June</b>	<b>July</b>	<b>August</b>	<b>September</b>	<b>October</b>	<b>November</b>	<b>December</b>	<b>Annual Total</b>
<b>Total Millimeters</b>	128	250	50	167	147	122	126	246	98	393	287	32	2,046



**Rainfall - ORE Camp-Perrin, Cayes, Haiti  
- 1997 -**

*(In millimeters)*

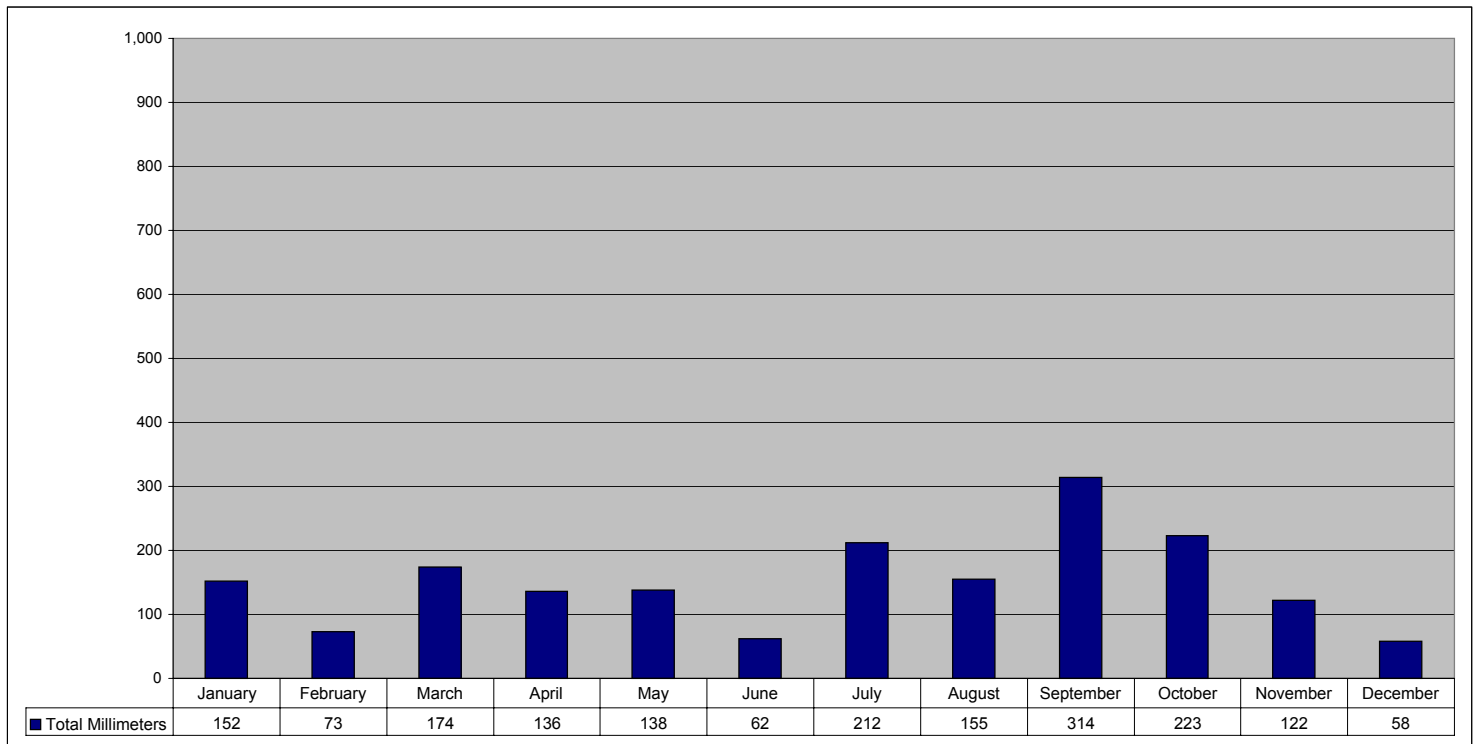
Day	January	February	March	April	May	June	July	August	September	October	November	December	Annual Total
1	37.4	0.0	2.0	3.2	17.4	12.4	0.0	2.0	0.0	0.0	1.0	6.6	83.0
2	37.4	25.4	2.0	3.2	0.0	2.2	2.0	0.0	2.0	0.0	0.0	17.4	93.6
3	0.0	2.4	0.0	0.0	22.0	2.0	0.0	0.0	0.0	0.0	0.0	0.0	29.4
4	0.0	0.0	0.0	5.4	14.0	1.0	0.0	0.0	2.0	2.0	0.0	2.0	30.4
5	3.0	42.4	0.0	0.0	17.4	20.2	2.0	4.0	0.0	0.0	0.0	0.0	94.0
6	0.0	0.0	2.0	0.0	2.0	75.1	0.0	0.0	2.0	25.4	0.0	2.6	115.1
7	2.0	0.0	0.0	8.2	0.0	22.0	0.0	1.0	1.0	8.0	5.0	0.0	54.2
8	0.0	0.0	0.0	0.0	0.0	3.0	24.4	0.0	52.8	8.0	0.0	0.0	96.2
9	2.0	0.0	0.0	12.4	0.0	12.4	16.2	0.0	49.4	0.0	3.0	0.0	104.4
10	0.0	5.0	2.0	0.0	25.4	0.0	0.0	0.0	2.0	5.0	3.0	0.0	52.4
11	0.0	0.0	0.0	8.2	0.0	3.0	0.0	0.0	0.0	11.0	2.0	0.0	35.2
12	0.0	0.0	2.0	12.6	2.0	12.2	2.0	0.0	2.0	0.0	30.4	5.0	80.2
13	0.0	0.0	0.0	0.0	0.0	3.0	0.0	0.0	0.0	5.4	3.0	0.0	24.4
14	0.0	10.0	0.0	5.4	1.0	3.0	2.0	5.0	2.0	4.2	5.0	0.0	51.6
15	0.0	0.0	0.0	0.0	0.0	2.0	0.0	0.0	0.0	35.4	2.0	25.4	79.8
16	0.0	0.0	0.0	0.0	0.0	0.0	0.0	10.4	0.0	0.0	0.0	25.4	51.8
17	0.0	8.0	10.4	42.4	2.0	3.0	2.0	0.0	2.0	42.4	0.0	16.0	145.2
18	6.0	0.0	0.0	0.0	0.0	0.0	0.0	2.0	0.0	2.0	0.0	0.0	28.0
19	0.0	4.0	3.0	0.0	1.4	9.0	0.0	5.4	0.0	0.0	6.0	2.0	49.8
20	3.0	0.0	0.0	0.0	13.4	0.0	0.0	0.0	2.0	0.0	0.0	0.0	38.4
21	0.0	3.0	0.0	0.0	5.4	2.0	50.8	2.4	0.0	0.0	2.0	0.0	86.6
22	0.0	0.0	0.0	0.0	0.0	0.0	0.0	0.0	1.0	0.0	0.0	0.0	23.0
23	16.2	3.0	0.0	0.0	0.0	0.0	0.0	10.4	0.0	0.0	3.0	0.0	55.6
24	0.0	3.0	0.0	0.0	2.4	29.4	0.0	0.0	4.2	5.0	5.0	0.0	73.0
25	0.0	0.0	0.0	0.0	0.0	0.0	0.0	0.0	5.0	0.0	5.0	0.0	35.0
26	2.0	3.0	12.4	0.0	9.4	0.0	2.0	0.0	39.4	0.0	0.0	3.0	97.2
27	0.0	2.0	0.0	0.0	12.4	0.0	0.0	10.0	0.0	0.0	0.0	0.0	51.4
28	12.2	2.0	10.2	0.0	0.0	0.0	8.0	0.0	0.0	0.0	0.0	0.0	60.4
29	19.4	0.0	5.2	0.0	3.4	0.0	0.0	3.0	0.0	0.0	52.8	0.0	112.8
30	2.0	0.0	0.0	0.0	79.1	0.0	4.0	2.0	32.4	0.0	2.0	0.0	151.5
31	50.8	0.0	0.0	0.0	0.0	0.0	0.0	2.0	0.0	0.0	0.0	8.4	92.2
	<b>January</b>	<b>February</b>	<b>March</b>	<b>April</b>	<b>May</b>	<b>June</b>	<b>July</b>	<b>August</b>	<b>September</b>	<b>October</b>	<b>November</b>	<b>December</b>	<b>Annual Total</b>
<b>Total Millimeters</b>	193	113	51	101	230	217	115	60	201	154	130	114	1,680



**Rainfall - ORE Camp-Perrin, Cayes, Haiti  
- 1998 -**

*(In millimeters)*

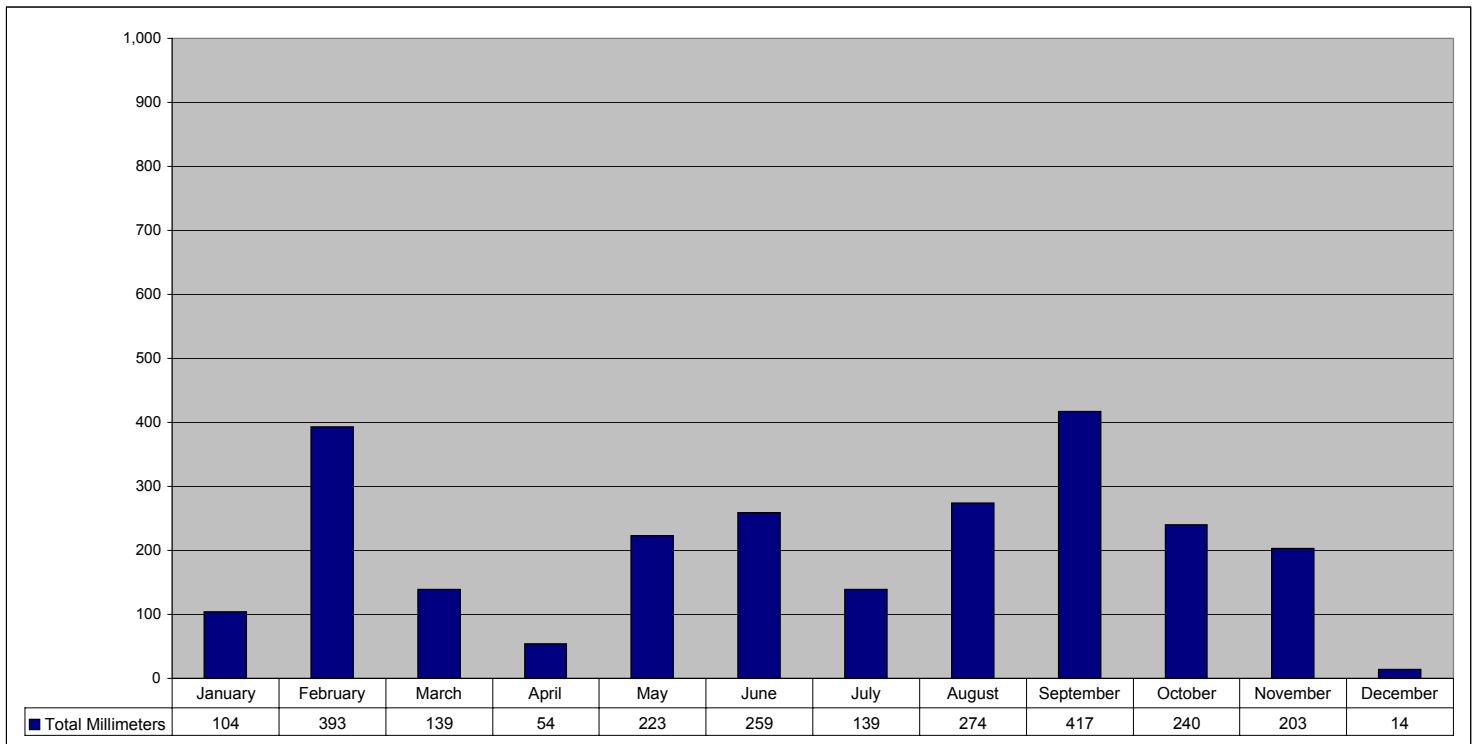
Day	January	February	March	April	May	June	July	August	September	October	November	December	Annual Total
1	56.8	2.0	2.0	0.0	0.0	6.0	0.0	0.0	0.0	0.0	0.0	0.0	67.8
2	0.0	2.0	1.0	1.0	32.0	0.0	0.0	1.0	0.0	0.0	19.0	2.0	60.0
3	0.0	0.0	1.0	0.0	0.0	0.0	0.0	0.0	3.6	0.0	2.4	0.0	10.0
4	2.0	62.8	2.0	3.0	0.0	0.0	0.0	1.0	0.0	0.0	0.0	0.0	74.8
5	0.0	0.0	5.0	0.0	24.4	5.0	25.4	0.0	7.2	2.0	0.0	2.0	76.0
6	2.0	2.0	0.0	10.0	14.4	0.0	13.4	0.0	25.4	0.0	8.4	0.0	81.6
7	2.0	0.0	2.0	6.0	25.4	0.0	0.0	0.0	16.0	1.0	2.0	4.0	65.4
8	2.0	1.0	0.0	2.0	3.0	2.0	0.0	16.0	0.0	0.0	0.0	0.0	34.0
9	0.0	0.0	0.0	0.0	0.0	0.0	0.0	0.0	12.0	1.0	2.0	0.0	24.0
10	2.0	3.0	0.0	0.0	0.0	0.0	2.0	0.0	9.4	0.0	0.0	1.0	27.4
11	0.0	0.0	0.0	0.0	0.0	0.0	0.0	10.0	2.0	0.0	2.0	1.0	26.0
12	1.0	0.0	8.4	2.0	0.0	8.0	0.0	8.0	2.0	0.0	24.0	1.6	67.0
13	0.0	0.0	0.0	1.0	0.0	0.0	0.0	0.0	1.0	1.0	0.0	0.0	16.0
14	2.0	0.0	0.0	0.0	0.0	0.0	0.0	0.0	18.2	0.0	0.0	0.0	34.2
15	0.0	0.0	25.4	0.0	3.0	2.0	11.0	6.0	14.2	0.0	8.0	1.0	85.6
16	1.0	0.0	2.0	0.0	0.0	0.0	3.4	0.0	3.0	3.0	8.0	7.2	43.6
17	0.0	0.0	2.0	0.0	4.0	0.0	0.0	0.0	68.8	11.0	0.0	15.4	118.2
18	6.0	0.0	2.0	0.0	0.0	15.0	2.0	2.0	0.0	10.3	0.0	5.0	60.3
19	0.0	0.0	2.0	0.0	0.0	0.0	2.0	0.0	0.0	10.3	3.0	1.0	37.3
20	0.0	0.0	16.0	0.0	0.0	0.0	0.0	0.0	0.0	7.4	2.0	0.0	45.4
21	0.0	0.0	10.0	0.0	6.0	0.0	11.0	0.0	0.0	10.0	0.0	0.0	58.0
22	2.0	0.0	0.0	0.0	4.0	15.0	0.0	56.8	0.0	0.0	0.0	0.0	99.8
23	2.0	0.0	0.0	25.4	0.0	8.4	37.4	0.0	50.6	0.0	1.0	0.0	147.8
24	0.0	0.0	25.4	0.0	0.0	0.0	14.0	6.8	70.6	25.4	14.6	0.0	180.8
25	0.0	0.0	35.4	0.0	5.0	0.0	11.0	29.0	8.0	25.4	1.0	0.0	139.8
26	0.0	0.0	2.0	0.0	0.0	0.0	19.0	18.6	2.0	35.4	1.8	0.0	104.8
27	5.0	0.0	0.0	67.8	3.0	0.0	53.0	0.0	0.0	8.0	16.6	0.0	180.4
28	29.4	0.0	0.0	13.0	6.0	0.0	7.6	0.0	0.0	19.4	0.0	0.0	103.4
29	9.0	0.0	30.4	3.0	0.0	1.0	0.0	0.0	0.0	13.0	0.0	0.0	85.4
30	25.4	0.0	0.0	2.0	5.0	0.0	0.0	0.0	0.0	39.4	6.6	16.6	125.0
31	2.0	0.0	0.0	0.0	3.0	0.0	0.0	0.0	0.0	0.0	0.0	0.0	36.0
	<b>January</b>	<b>February</b>	<b>March</b>	<b>April</b>	<b>May</b>	<b>June</b>	<b>July</b>	<b>August</b>	<b>September</b>	<b>October</b>	<b>November</b>	<b>December</b>	<b>Annual Total</b>
<b>Total Millimeters</b>	152	73	174	136	138	62	212	155	314	223	122	58	1,820



**Rainfall - ORE Camp-Perrin, Cayes, Haiti  
- 1999 -**

*(In millimeters)*

Day	January	February	March	April	May	June	July	August	September	October	November	December	Annual Total
1	0.0	0.0	0.0	8.4	0.0	0.0	0.0	0.0	0.0	0.0	22.8	2.6	34.8
2	2.6	1.4	0.0	0.0	0.0	0.0	8.2	0.0	4.2	0.0	7.0	0.0	25.4
3	0.0	0.0	0.0	3.4	0.0	0.0	0.0	0.0	14.6	0.0	0.0	0.0	21.0
4	2.4	0.0	2.8	0.0	0.0	0.0	0.0	9.0	0.0	0.0	0.0	0.0	15.8
5	0.0	0.0	6.6	1.2	0.0	4.0	18.0	0.0	0.0	4.2	24.2	0.0	63.2
6	0.0	0.0	1.8	0.0	0.0	0.0	10.8	6.8	0.0	0.0	0.0	9.8	35.2
7	0.0	10.0	32.0	10.2	0.0	0.0	21.0	57.6	0.0	2.4	14.8	0.0	155.0
8	12.2	0.0	9.8	3.8	11.2	3.8	0.0	2.0	0.0	0.0	12.8	0.0	63.6
9	12.2	20.0	0.0	0.0	7.2	25.0	21.0	0.0	0.0	28.0	4.2	0.0	126.6
10	0.0	12.4	0.0	0.0	1.2	1.4	0.0	0.0	14.6	2.0	92.8	0.0	134.4
11	12.2	0.0	0.0	0.0	17.6	35.4	19.8	0.0	6.6	5.0	37.8	0.0	107.6
12	0.0	16.2	0.0	0.0	79.0	43.8	0.0	0.0	47.2	1.2	0.0	0.0	199.4
13	8.2	43.2	0.0	0.0	45.0	118.0	0.0	0.0	20.2	33.0	0.0	0.0	280.6
14	0.0	63.4	17.6	0.0	0.8	2.2	2.8	0.0	0.0	11.2	3.0	0.0	115.0
15	1.5	0.0	7.8	0.0	0.0	8.2	7.8	1.2	0.0	0.0	0.0	0.0	41.5
16	0.0	0.0	4.6	0.0	0.0	1.8	3.0	69.2	46.0	0.0	0.0	0.0	140.6
17	33.0	9.2	1.6	0.0	1.2	3.0	0.0	20.6	27.8	0.0	1.0	0.0	114.4
18	0.0	1.4	8.6	4.4	0.0	0.0	0.0	18.6	50.0	0.0	0.0	0.0	82.4
19	7.0	0.0	4.6	6.2	0.0	0.0	0.0	0.0	10.0	3.0	0.0	0.0	49.8
20	0.0	50.0	0.0	3.8	0.0	0.0	12.4	0.0	24.8	0.0	0.0	1.4	112.4
21	11.0	49.8	0.0	5.6	0.0	0.0	0.0	0.0	0.0	0.0	0.0	0.0	87.4
22	0.0	33.8	0.0	0.0	0.0	0.0	0.0	0.0	0.0	0.0	0.0	0.0	55.8
23	1.1	0.0	0.0	0.0	45.0	0.0	0.0	0.0	33.0	0.0	0.0	0.0	102.1
24	0.0	14.0	0.0	0.0	0.0	23.8	0.0	0.0	17.0	30.6	0.0	0.0	85.6
25	0.0	0.0	1.6	0.0	0.0	16.4	14.4	0.0	35.6	11.6	20.0	0.0	108.2
26	0.0	46.4	0.0	0.0	0.0	0.0	0.0	0.0	30.0	30.6	0.0	0.6	133.6
27	3.0	0.0	2.2	0.0	11.0	4.2	0.0	0.0	0.0	10.0	0.0	0.0	57.4
28	0.0	22.2	6.4	7.2	0.0	0.0	0.0	33.6	0.0	62.2	0.0	0.0	159.6
29	0.0	0.0	30.8	0.0	3.6	7.8	0.0	59.0	0.0	0.0	0.0	0.0	130.2
30	0.0	0.0	0.0	0.0	0.0	0.0	0.0	0.0	35.2	0.0	0.0	0.0	65.2
31	0.0	0.0	0.0	0.0	0.0	0.0	0.0	15.0	0.0	4.9	0.0	0.0	50.9
	<b>January</b>	<b>February</b>	<b>March</b>	<b>April</b>	<b>May</b>	<b>June</b>	<b>July</b>	<b>August</b>	<b>September</b>	<b>October</b>	<b>November</b>	<b>December</b>	<b>Annual Total</b>
<b>Total Millimeters</b>	<b>104</b>	<b>393</b>	<b>139</b>	<b>54</b>	<b>223</b>	<b>259</b>	<b>139</b>	<b>274</b>	<b>417</b>	<b>240</b>	<b>203</b>	<b>14</b>	<b>2,459</b>

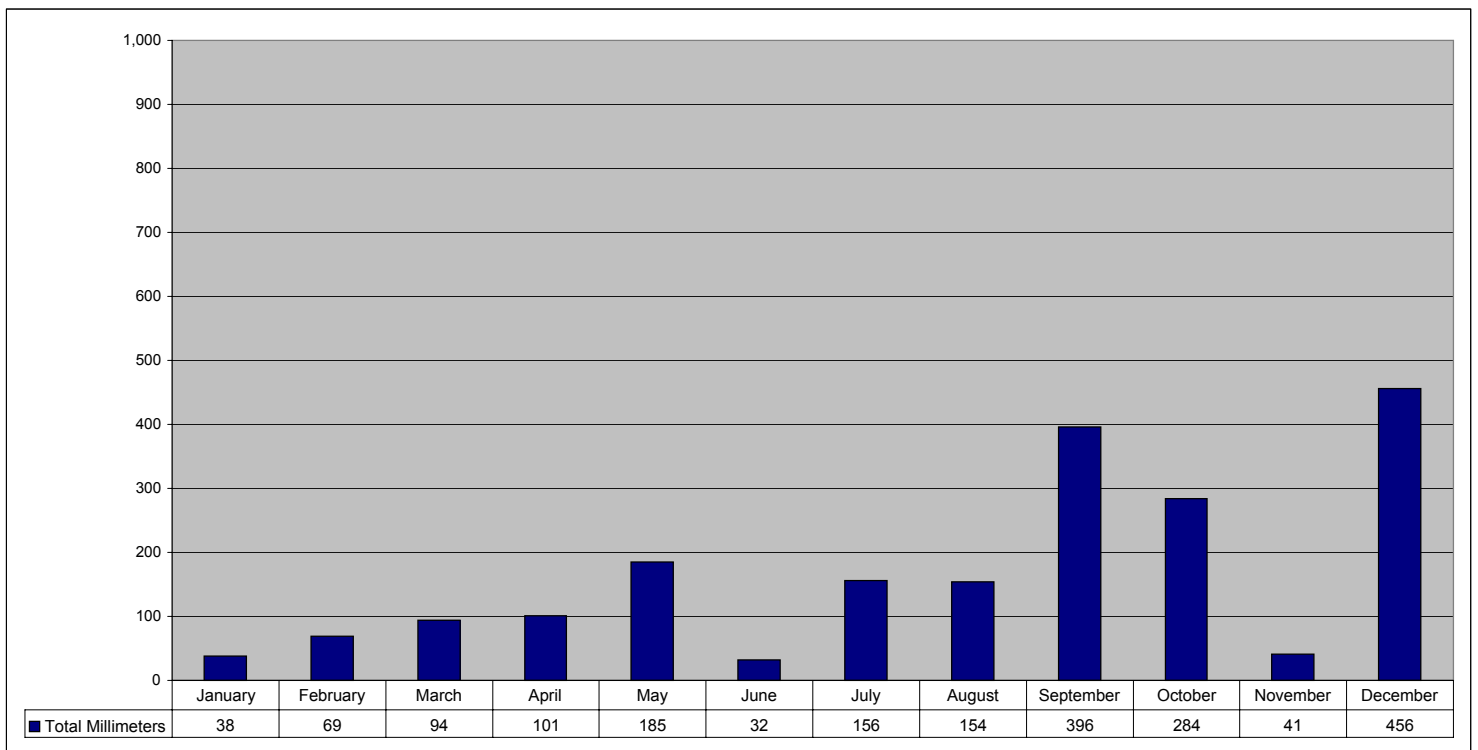




**Rainfall - ORE Camp-Perrin, Cayes, Haiti  
- 2000 -**

*(In millimeters)*

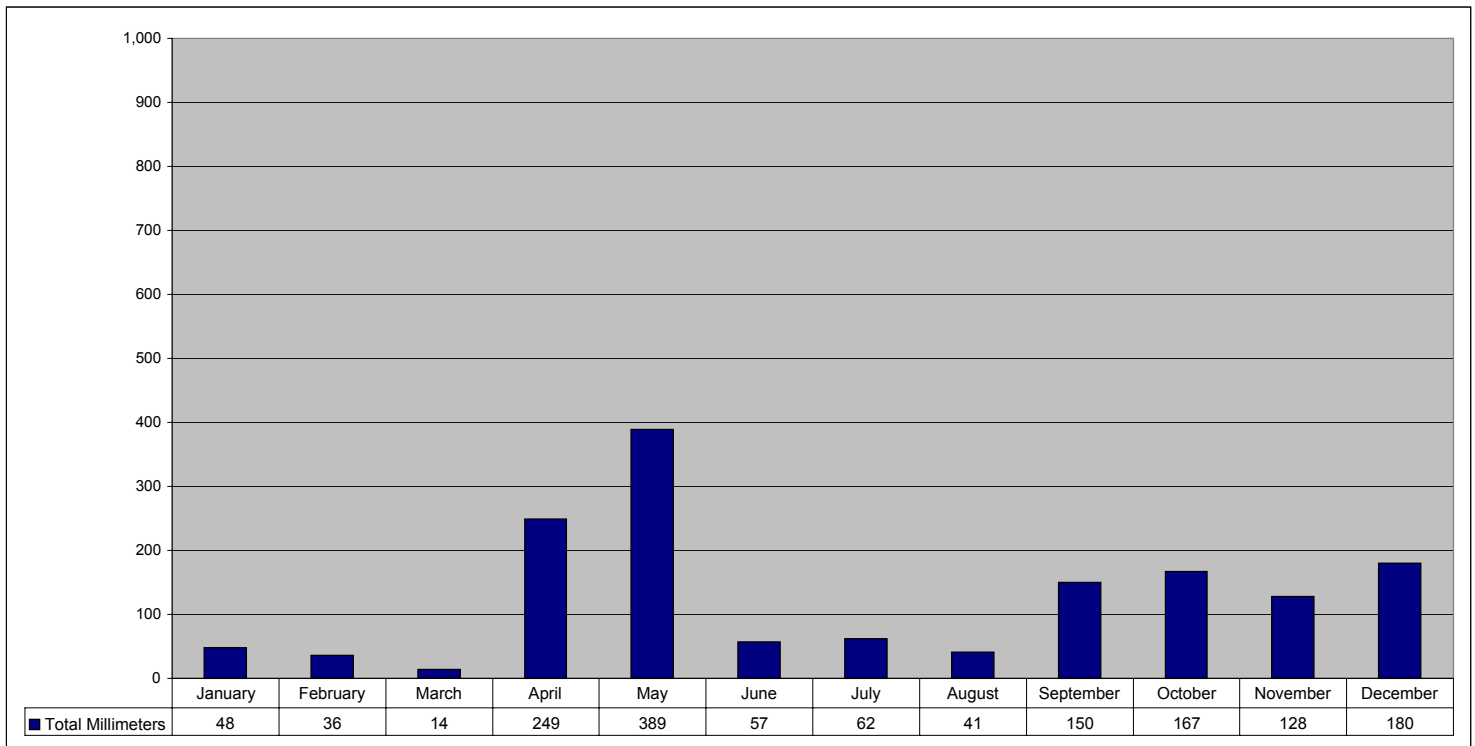
Day	January	February	March	April	May	June	July	August	September	October	November	December	Annual Total
1	0.0	0.0	16.4	0.0	34.6	0.0	9.8	14.6	0.0	88.6	2.4	101.2	268.6
2	0.0	0.0	0.0	0.0	0.0	0.0	2.4	10.2	17.4	0.0	0.0	72.4	104.4
3	0.0	0.0	0.0	0.0	1.8	6.6	22.0	0.0	2.0	15.4	0.0	234.2	285.0
4	0.0	0.0	0.0	0.0	7.2	0.8	1.6	26.2	3.2	1.2	0.0	1.4	45.6
5	0.0	2.4	0.0	0.0	0.0	0.0	0.0	15.2	0.0	12.6	0.0	0.0	35.2
6	0.0	1.0	0.0	0.0	69.8	0.0	0.0	0.0	0.0	0.0	0.0	0.0	76.8
7	0.0	5.4	0.0	0.0	13.2	0.0	0.0	0.0	0.0	0.0	0.0	0.0	25.6
8	0.0	1.2	0.0	0.0	9.4	0.0	0.0	0.0	3.0	46.4	0.0	0.0	68.0
9	0.0	1.0	0.6	18.6	6.4	0.0	5.0	0.0	3.4	1.4	0.0	0.0	45.4
10	0.0	3.0	1.2	9.6	9.0	0.0	0.0	0.0	41.0	0.0	0.0	0.0	73.8
11	0.0	0.0	0.0	27.4	0.0	1.6	0.0	0.0	5.6	0.0	0.0	0.0	45.6
12	0.0	0.0	0.0	9.0	0.0	0.0	0.0	0.0	36.4	0.0	0.0	0.0	57.4
13	0.0	0.0	16.4	1.2	0.0	0.0	2.4	0.0	8.6	0.8	4.4	0.0	46.8
14	0.0	0.0	13.0	0.0	1.2	3.2	0.0	0.0	0.0	0.0	0.0	0.0	31.4
15	0.0	0.0	3.4	0.0	0.0	4.4	0.0	6.2	0.0	0.0	0.0	0.0	29.0
16	0.0	0.0	0.0	0.0	0.0	4.6	2.4	0.0	0.0	0.0	0.0	0.0	23.0
17	0.0	0.0	0.0	3.0	0.2	0.0	92.4	0.0	0.0	0.0	0.0	0.0	112.6
18	0.0	0.0	0.0	0.0	13.8	0.0	0.0	0.0	52.8	0.0	0.0	0.0	84.6
19	0.0	16.4	0.0	2.0	0.6	0.0	0.0	0.0	0.0	0.0	0.0	0.0	38.0
20	0.0	3.0	0.6	23.6	3.8	0.0	0.0	0.0	0.0	0.0	19.2	0.0	70.2
21	0.0	25.0	2.0	1.4	0.0	8.6	0.0	0.0	0.0	0.0	1.4	0.0	59.4
22	0.0	0.0	0.0	2.6	1.4	1.2	0.0	44.4	23.6	4.2	0.0	0.0	99.4
23	0.0	0.0	0.0	0.0	0.0	0.0	0.0	21.0	20.2	7.0	0.0	0.0	71.2
24	2.8	9.0	0.0	0.0	0.0	0.0	0.0	0.0	5.4	48.4	0.0	1.4	91.0
25	23.2	0.0	0.0	0.0	0.0	0.6	0.0	0.0	64.6	0.0	0.0	0.6	114.0
26	1.2	0.0	38.6	0.0	0.0	0.0	0.0	0.0	24.8	0.0	0.0	3.4	94.0
27	5.0	2.0	0.0	0.0	0.0	0.0	0.0	1.8	20.0	0.0	0.0	0.0	55.8
28	4.8	0.0	0.0	3.0	0.0	0.0	0.0	0.0	18.6	0.0	0.0	41.0	95.4
29	0.0	0.0	0.6	0.0	0.0	0.0	7.8	0.0	19.2	34.4	13.8	0.6	105.4
30	1.0	0.0	0.8	0.0	3.2	0.0	10.6	0.0	25.8	0.0	0.0	0.0	71.4
31	0.0	0.0	0.0	0.0	9.6	0.0	0.0	14.8	0.0	24.0	0.0	0.0	79.4
	<b>January</b>	<b>February</b>	<b>March</b>	<b>April</b>	<b>May</b>	<b>June</b>	<b>July</b>	<b>August</b>	<b>September</b>	<b>October</b>	<b>November</b>	<b>December</b>	<b>Annual Total</b>
<b>Total Millimeters</b>	<b>38</b>	<b>69</b>	<b>94</b>	<b>101</b>	<b>185</b>	<b>32</b>	<b>156</b>	<b>154</b>	<b>396</b>	<b>284</b>	<b>41</b>	<b>456</b>	<b>2,007</b>



**Rainfall - ORE Camp-Perrin, Cayes, Haiti  
- 2001 -**

*(In millimeters)*

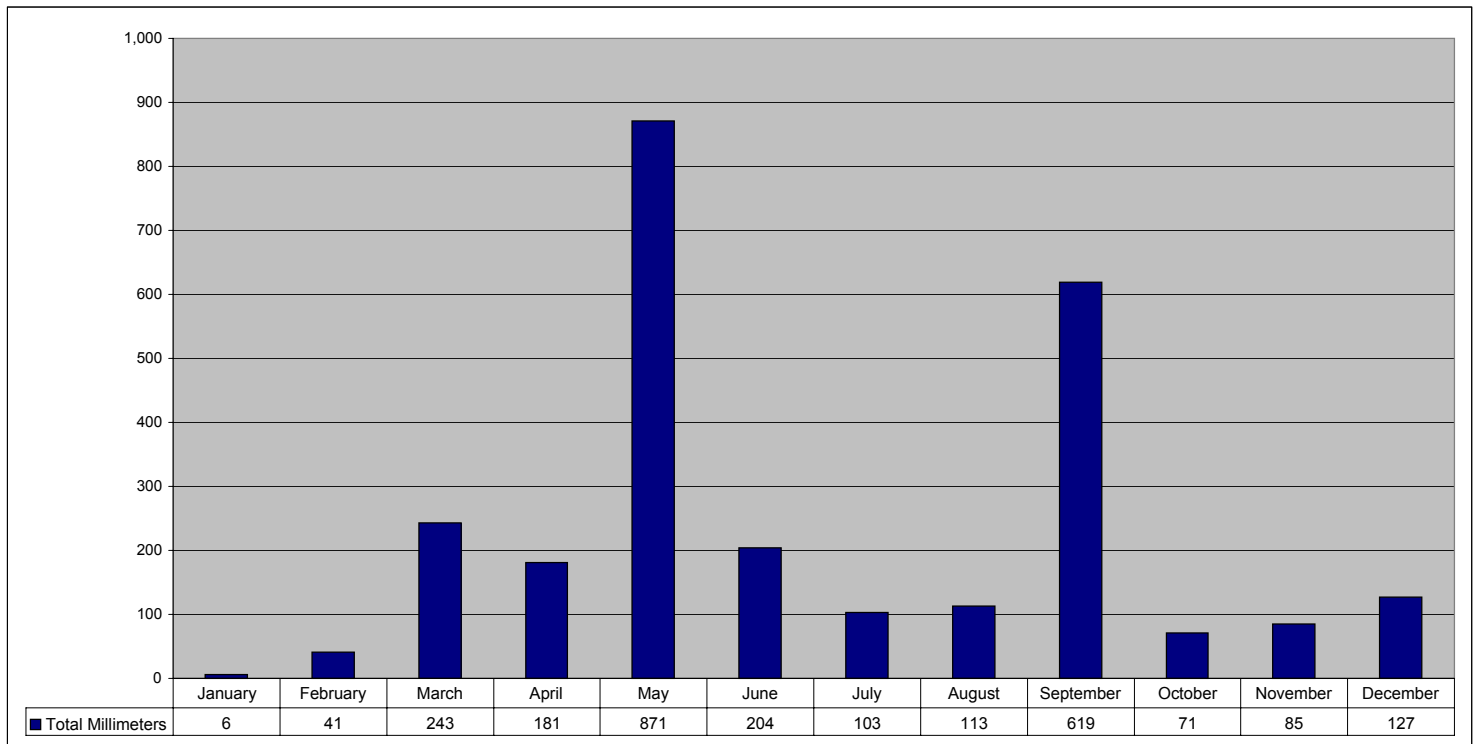
Day	January	February	March	April	May	June	July	August	September	October	November	December	Annual Total
1	0.0	0.0	0.0	1.4	3.4	0.0	13.4	0.0	6.8	15.8	41.4	0.0	83.2
2	0.0	0.0	0.0	1.2	1.4	0.0	0.0	0.0	0.0	2.2	0.0	0.0	6.8
3	0.0	0.0	0.0	43.0	0.0	0.0	0.0	0.0	0.0	4.0	4.6	0.0	54.6
4	0.0	0.0	0.0	2.0	52.2	0.0	0.0	0.0	0.0	0.0	14.8	0.0	73.0
5	0.0	0.0	0.0	71.0	0.0	0.0	0.0	7.2	0.0	0.0	7.6	0.0	90.8
6	0.0	0.0	0.0	0.0	0.0	0.0	0.0	0.0	0.0	0.0	54.4	0.0	60.4
7	5.4	0.0	0.0	4.2	0.0	0.0	0.0	0.0	0.0	0.0	0.0	0.0	16.6
8	1.2	1.0	0.0	11.4	0.0	0.0	0.0	0.0	0.0	0.0	0.0	9.2	30.8
9	0.0	0.0	0.0	18.4	0.0	0.0	0.0	0.0	0.0	6.0	0.0	0.0	33.4
10	5.2	0.0	0.0	11.0	45.4	0.0	3.8	0.0	0.0	0.0	0.0	0.0	75.4
11	3.4	0.0	0.0	2.6	10.6	0.0	0.0	0.0	1.2	2.2	0.0	0.0	31.0
12	0.0	0.0	1.4	0.0	0.0	4.8	4.4	0.0	0.0	0.0	1.4	0.0	24.0
13	0.0	0.0	0.0	0.0	2.0	0.0	0.0	0.0	2.4	0.0	0.0	0.0	17.4
14	0.0	2.6	0.0	0.8	0.0	5.8	0.0	0.0	19.0	0.0	0.0	0.0	42.2
15	0.0	1.4	0.0	0.0	8.0	0.0	1.6	0.0	3.8	0.0	0.0	0.0	29.8
16	11.0	0.0	0.0	0.0	97.0	0.0	0.0	0.0	0.0	0.0	0.0	0.0	124.0
17	8.6	18.2	0.0	0.0	0.0	0.0	0.0	0.0	0.0	4.0	0.0	9.4	57.2
18	2.0	0.0	4.2	0.0	2.0	0.0	18.6	4.4	9.2	17.0	0.0	0.0	75.4
19	0.0	0.0	2.8	0.0	9.8	0.0	0.0	0.0	0.0	8.0	0.0	50.2	89.8
20	8.8	0.0	0.0	0.0	138.6	0.0	0.0	0.0	0.0	10.0	0.0	26.2	203.6
21	0.0	1.8	0.0	0.0	1.6	0.0	0.0	0.0	0.0	5.0	0.0	8.4	37.8
22	2.4	1.2	0.0	7.0	3.8	14.2	0.0	0.0	0.0	0.4	4.0	0.0	55.0
23	0.0	0.0	0.0	60.4	0.0	0.0	0.0	0.0	2.8	0.0	0.0	0.0	86.2
24	0.0	0.0	0.0	1.0	0.0	0.0	0.0	3.0	0.0	0.0	0.0	20.7	48.7
25	0.4	1.4	4.8	0.0	0.0	3.6	3.6	0.0	0.0	0.0	0.0	0.8	39.6
26	0.0	7.6	0.0	0.0	0.0	28.8	0.0	23.6	0.0	0.0	0.0	4.2	90.2
27	0.0	0.4	1.0	0.0	8.6	0.0	0.0	0.0	2.0	0.0	0.0	50.4	89.4
28	0.0	0.0	0.0	0.6	4.4	0.0	0.0	3.2	0.0	0.0	0.0	0.0	36.2
29	0.0	0.0	0.0	9.6	0.4	0.0	16.6	0.0	33.6	1.4	0.0	0.6	91.2
30	0.0	0.0	0.0	3.6	0.0	0.0	0.0	0.0	69.4	14.0	0.0	0.0	117.0
31	0.0	0.0	0.0	0.0	0.0	0.0	0.0	0.0	0.0	77.0	0.0	0.0	108.0
	<b>January</b>	<b>February</b>	<b>March</b>	<b>April</b>	<b>May</b>	<b>June</b>	<b>July</b>	<b>August</b>	<b>September</b>	<b>October</b>	<b>November</b>	<b>December</b>	<b>Annual Total</b>
<b>Total Millimeters</b>	48	36	14	249	389	57	62	41	150	167	128	180	1,523



**Rainfall - ORE Camp-Perrin, Cayes, Haiti  
- 2002 -**

*(In millimeters)*

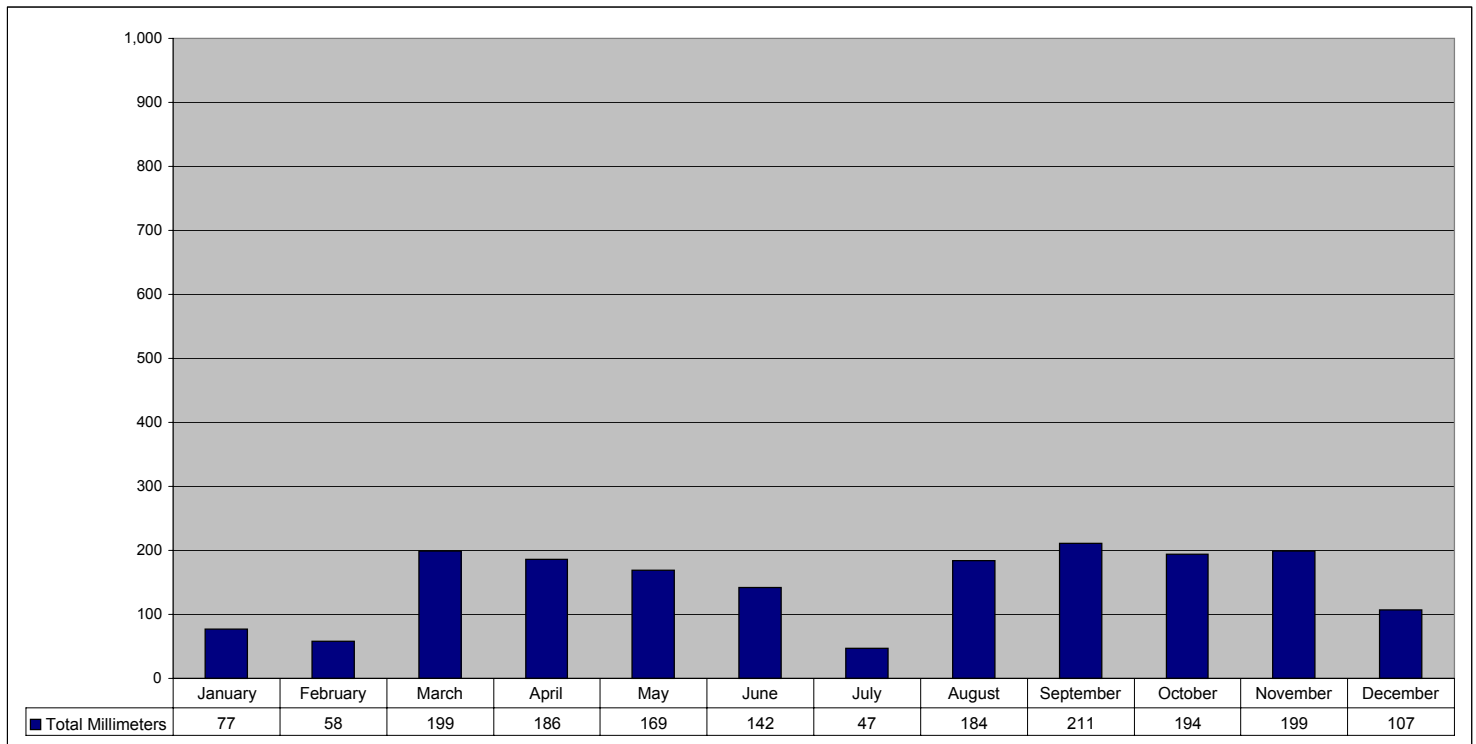
Day	January	February	March	April	May	June	July	August	September	October	November	December	Annual Total
1	0.0	0.0	0.0	0.0	0.0	6.8	0.0	7.6	0.0	0.0	3.2	0.0	18.6
2	0.0	0.0	2.0	0.0	0.0	2.8	0.0	0.0	5.4	0.0	0.0	0.0	12.2
3	0.0	22.2	0.0	1.0	6.2	0.0	0.0	0.0	0.0	0.0	0.8	0.0	33.2
4	0.0	0.0	0.0	0.0	12.8	9.2	0.0	31.0	0.0	0.0	0.0	0.0	57.0
5	0.0	0.0	0.0	0.0	0.0	24.6	4.2	0.0	0.0	0.0	0.0	6.8	40.6
6	0.0	0.0	2.2	7.4	0.0	75.0	8.2	0.8	0.0	0.0	0.0	0.0	99.6
7	0.0	0.0	0.0	0.0	0.0	45.8	0.0	0.4	0.0	17.0	0.4	0.0	70.6
8	0.0	0.0	0.0	0.0	6.8	17.2	0.0	0.0	0.0	0.0	3.8	0.0	35.8
9	0.0	0.0	3.8	0.0	2.8	1.8	0.0	0.0	3.2	0.0	0.0	7.8	28.4
10	0.0	0.0	0.0	0.0	34.4	0.0	2.6	0.0	6.8	1.0	0.0	0.0	54.8
11	0.0	0.0	65.8	0.0	0.6	0.0	0.4	4.0	0.0	0.0	0.0	0.0	81.8
12	1.6	0.0	1.8	0.0	3.2	0.0	0.0	0.0	8.0	0.0	0.0	0.0	26.6
13	0.0	0.0	0.0	1.2	0.6	0.0	0.6	1.0	0.0	0.0	3.4	3.6	23.4
14	1.2	0.0	0.0	0.0	0.0	0.0	0.0	0.0	0.0	9.0	0.0	0.0	24.2
15	0.0	7.0	5.4	1.2	0.0	0.0	0.0	0.0	7.8	9.4	0.0	0.0	45.8
16	0.0	0.0	0.0	6.2	17.4	0.0	0.0	0.0	36.2	26.6	1.8	0.0	104.2
17	0.0	2.6	13.8	76.0	0.0	6.6	2.4	3.6	13.0	2.8	5.2	0.0	143.0
18	0.0	0.0	1.2	2.4	10.4	2.2	0.0	35.6	19.0	0.4	34.4	0.0	123.6
19	3.2	0.0	0.0	0.0	1.0	10.0	0.6	0.0	1.4	0.0	0.0	1.6	36.8
20	0.0	0.0	0.0	26.2	1.2	2.2	0.0	0.0	6.2	0.0	0.0	38.4	94.2
21	0.0	0.0	3.4	0.4	9.2	0.0	12.0	2.2	35.4	0.0	7.0	39.4	130.0
22	0.0	5.4	0.0	0.0	3.2	0.0	46.2	3.0	49.2	0.0	14.4	0.0	143.4
23	0.0	1.4	1.2	0.0	25.6	0.0	0.0	0.0	0.0	4.2	0.4	1.4	57.2
24	0.0	1.4	1.4	0.4	411.8	0.0	0.0	0.0	9.6	0.0	0.0	9.6	458.2
25	0.0	0.0	0.0	13.0	2.6	0.0	0.0	0.0	0.0	0.0	4.6	1.4	46.6
26	0.0	0.0	0.4	11.6	7.6	0.0	0.0	10.6	4.0	0.0	0.0	0.0	60.2
27	0.0	1.4	28.2	25.4	27.0	0.0	0.0	9.2	165.6	0.4	3.8	10.8	298.8
28	0.0	0.0	49.8	8.2	1.0	0.0	0.0	3.6	156.0	0.0	1.0	5.0	252.6
29	0.0	0.0	54.4	0.6	104.4	0.0	0.0	0.0	88.0	0.0	1.2	0.0	277.6
30	0.0	0.0	0.0	0.0	56.2	0.0	0.0	0.0	4.0	0.0	0.0	1.0	91.2
31	0.0	0.0	8.2	0.0	125.2	0.0	25.8	0.0	0.0	0.0	0.0	0.0	190.2
	<b>January</b>	<b>February</b>	<b>March</b>	<b>April</b>	<b>May</b>	<b>June</b>	<b>July</b>	<b>August</b>	<b>September</b>	<b>October</b>	<b>November</b>	<b>December</b>	<b>Annual Total</b>
<b>Total Millimeters</b>	6	41	243	181	871	204	103	113	619	71	85	127	2,664



**Rainfall - ORE Camp-Perrin, Cayes, Haiti  
- 2003 -**

*(In millimeters)*

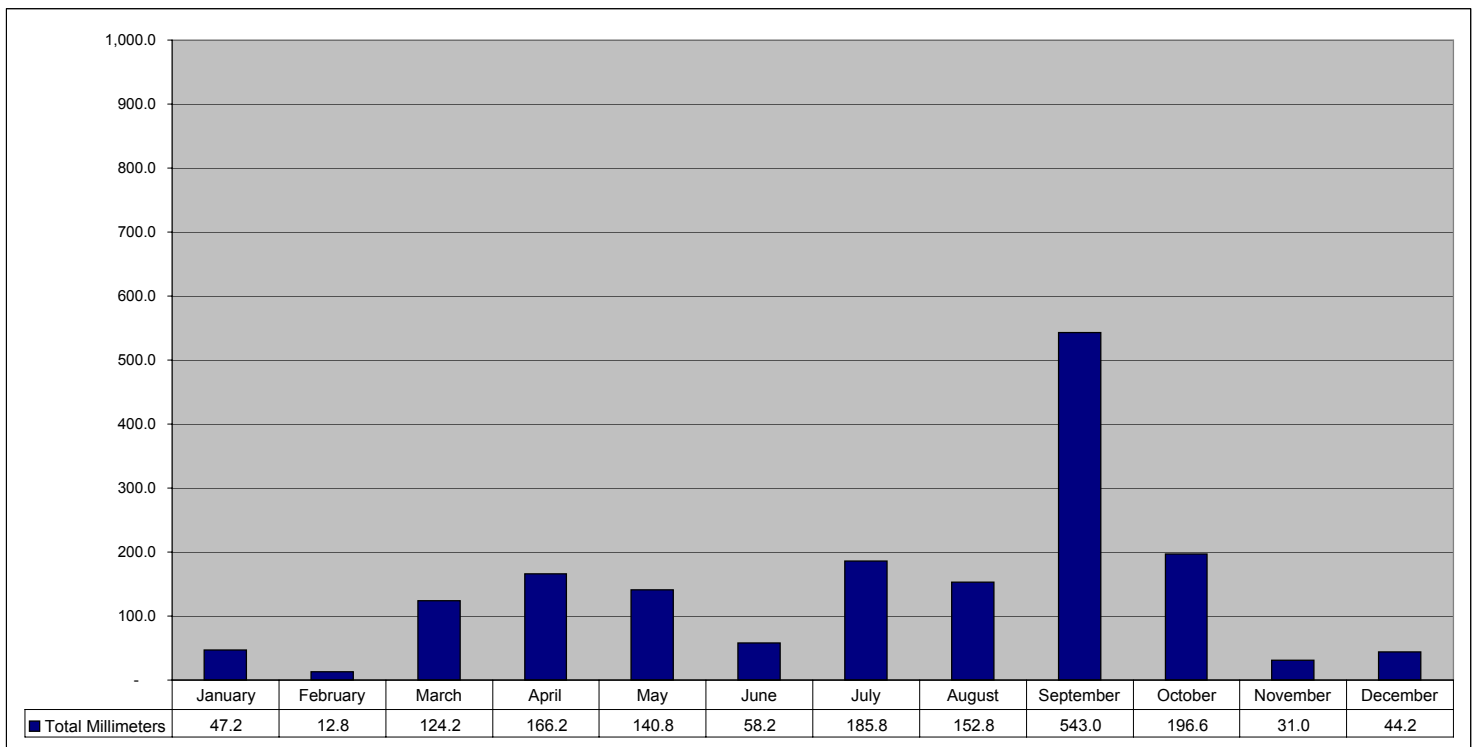
Day	January	February	March	April	May	June	July	August	September	October	November	December	Annual Total
1	4.8	0.0	0.0	0.0	0.0	0.0	7.4	34.6	0.0	0.0	14.4	0.0	62.2
2	0.0	0.0	0.0	0.0	0.0	7.6	0.0	2.0	0.0	0.0	46.2	14.0	71.8
3	3.0	0.0	0.0	0.0	0.0	0.0	0.0	0.0	65.0	0.0	18.0	0.0	89.0
4	0.0	15.0	0.0	26.0	0.0	31.6	2.4	4.0	1.2	0.0	4.0	6.4	94.6
5	0.0	0.0	0.0	3.6	6.6	1.8	1.2	0.0	0.0	5.0	2.2	0.0	25.4
6	0.0	0.0	0.0	0.0	53.8	25.0	0.0	1.0	0.0	0.0	0.0	0.0	85.8
7	11.4	0.0	0.0	0.0	3.6	2.2	0.0	0.0	11.8	0.0	31.6	0.0	67.6
8	0.0	9.4	0.0	1.2	6.0	0.4	20.4	12.2	1.8	0.0	0.0	0.0	59.4
9	4.8	0.0	0.0	10.8	0.6	47.6	0.0	0.0	5.0	0.0	23.4	0.0	101.2
10	0.0	1.6	0.0	9.6	1.4	0.0	0.0	0.0	0.0	10.2	0.0	0.0	32.8
11	0.0	2.4	0.0	0.8	6.2	0.0	0.0	0.0	0.0	0.0	0.0	0.0	20.4
12	0.0	0.0	0.0	10.4	0.0	2.6	0.0	3.8	6.8	81.6	0.0	0.0	117.2
13	0.0	0.0	2.6	0.4	0.0	0.0	2.0	0.0	2.0	0.0	22.0	0.0	42.0
14	0.0	0.0	2.2	11.6	0.0	0.0	0.0	15.2	7.2	21.0	0.0	0.0	71.2
15	0.0	0.0	0.0	37.8	0.0	15.8	0.0	0.0	12.8	0.0	0.0	0.0	81.4
16	0.0	0.0	17.2	18.6	0.0	0.0	0.0	32.0	16.4	0.4	0.0	0.0	100.6
17	0.0	0.0	84.0	7.8	0.0	0.0	7.6	0.0	14.8	3.4	0.0	0.0	134.6
18	0.0	0.0	77.1	1.8	0.0	0.8	0.0	0.0	6.8	0.0	8.0	0.0	112.5
19	0.0	2.0	3.4	0.0	71.6	6.2	0.0	0.0	0.0	1.6	0.0	8.4	112.2
20	0.0	0.0	0.0	0.0	4.0	0.0	0.0	0.0	3.6	0.0	25.0	64.0	116.6
21	6.6	3.0	0.0	0.0	8.8	0.0	0.0	0.0	56.0	21.2	0.0	14.0	130.6
22	10.6	19.4	0.0	30.0	5.2	0.0	4.2	0.0	0.0	14.4	0.0	0.0	105.8
23	0.0	0.0	0.0	6.8	1.0	0.0	0.0	51.6	0.0	7.0	0.0	0.0	89.4
24	0.0	0.0	0.0	0.0	0.0	0.0	1.4	0.0	0.0	3.0	0.0	0.0	28.4
25	0.0	0.0	9.6	0.0	0.0	0.0	0.0	0.0	0.0	0.0	4.6	0.0	39.2
26	9.0	0.0	0.0	8.6	0.0	0.0	0.0	16.2	0.0	0.0	0.0	0.0	59.8
27	19.0	5.6	0.0	0.0	0.0	0.0	0.0	2.2	0.0	5.0	0.0	0.0	58.8
28	7.4	0.0	3.0	0.0	0.0	0.0	0.0	0.0	0.0	2.0	0.0	0.0	40.4
29	0.0	0.0	0.0	0.0	0.0	0.0	0.0	5.6	0.0	9.8	0.0	0.0	44.4
30	0.0	0.0	0.0	0.0	0.0	0.0	0.0	2.6	0.0	7.8	0.0	0.0	40.4
31	0.0	0.0	0.0	0.0	0.0	0.0	0.0	0.6	0.0	1.0	0.0	0.0	32.6
	<b>January</b>	<b>February</b>	<b>March</b>	<b>April</b>	<b>May</b>	<b>June</b>	<b>July</b>	<b>August</b>	<b>September</b>	<b>October</b>	<b>November</b>	<b>December</b>	<b>Annual Total</b>
<b>Total Millimeters</b>	77	58	199	186	169	142	47	184	211	194	199	107	1,772



**Rainfall - ORE Camp-Perrin, Cayes, Haiti**  
**- 2004 -**

*(in millimeters)*

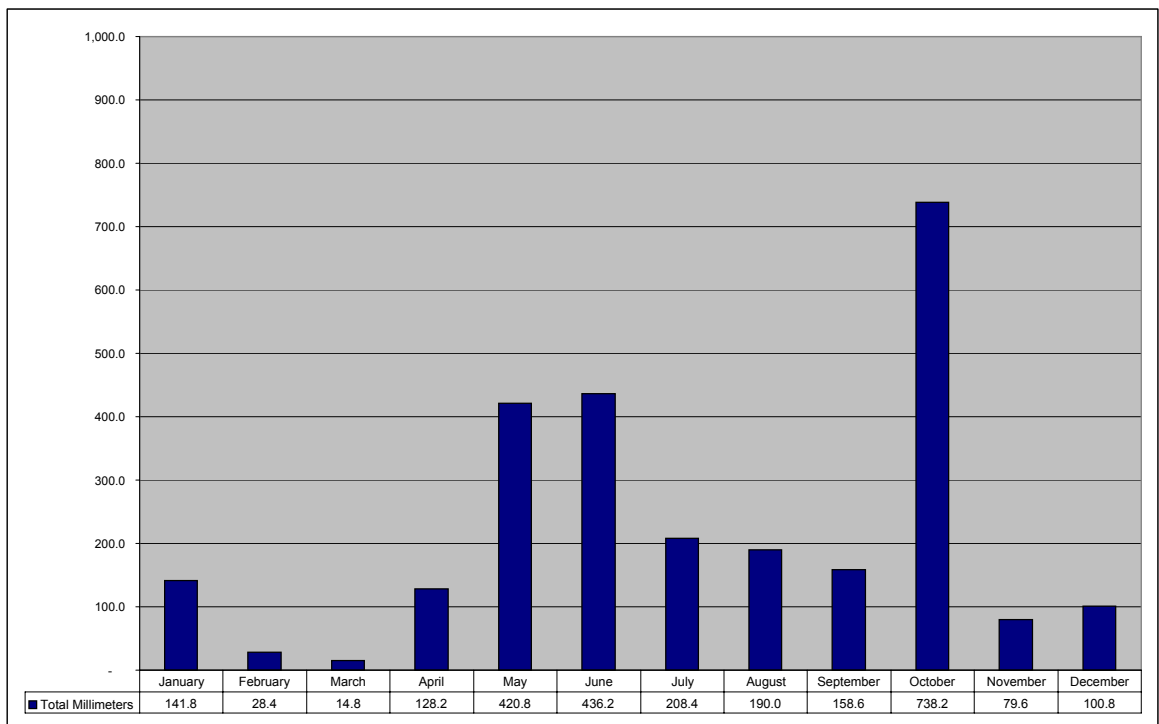
Day	January	February	March	April	May	June	July	August	September	October	November	December	Annual Total
1	-	-	-	-	14.6	-	-	6.2	-	-	-	-	
2	-	-	-	-	-	-	4.8	-	-	-	-	-	
3	-	-	1.2	-	15.2	-	10.6	29.8	-	45.0	6.2	-	
4	-	-	-	-	-	-	2.2	-	4.6	-	-	-	
5	-	-	-	-	-	-	-	20.0	21.6	7.6	-	-	
6	-	-	-	-	1.8	5.0	-	42.0	4.0	17.2	-	-	
7	-	-	-	-	-	-	30.0	-	-	-	5.2	-	
8	-	-	-	-	-	1.4	-	-	24.6	1.2	3.6	-	
9	-	-	-	-	-	-	-	-	-	-	-	-	
10	-	-	-	7.2	-	10.8	-	-	122.6	43.2	-	-	
11	-	-	-	13.6	-	0.4	-	-	19.0	-	-	14.8	
12	-	-	69.2	-	-	-	3.0	-	-	-	-	-	
13	-	-	-	0.6	-	-	-	4.8	-	9.0	-	-	
14	-	1.4	-	2.6	-	-	8.6	-	-	-	-	-	
15	2.2	-	12.2	9.8	-	-	-	-	-	-	-	-	
16	1.0	-	-	-	2.6	-	4.2	4.6	-	-	-	-	
17	-	4.0	-	-	10.0	-	-	-	44.0	-	-	-	
18	5.0	-	7.4	-	15.4	1.4	27.6	4.6	21.0	-	-	-	
19	-	2.0	2.2	13.4	4.6	-	4.6	-	112.0	11.4	-	2.8	
20	-	-	3.2	5.6	4.4	-	-	4.0	7.0	11.0	-	-	
21	-	1.4	-	-	30.8	-	-	1.6	12.0	22.6	-	-	
22	25.6	-	-	-	3.8	-	36.6	-	-	23.2	-	5.0	
23	-	-	6.2	11.6	15.6	-	8.2	11.2	29.0	5.2	16.0	-	
24	7.6	1.0	2.2	-	1.4	-	-	-	36.0	-	-	-	
25	3.6	-	16.2	-	5.2	26.2	5.0	-	32.6	-	-	-	
26	-	-	4.2	-	2.4	-	-	19.0	-	-	-	16.4	
27	-	1.0	-	21.2	10.6	11.2	14.6	-	-	-	-	-	
28	-	2.0	-	7.2	2.4	-	-	-	-	-	-	-	
29	-	-	-	6.2	-	1.8	20.0	-	-	-	-	5.2	
30	-	-	-	67.2	-	-	5.8	5.0	-	-	-	-	
31	2.2	-	-	-	-	-	-	-	53.0	-	-	-	
<b>Total Millimeters</b>	<b>January</b>	<b>February</b>	<b>March</b>	<b>April</b>	<b>May</b>	<b>June</b>	<b>July</b>	<b>August</b>	<b>September</b>	<b>October</b>	<b>November</b>	<b>December</b>	<b>Annual Total</b>
<b>1,703</b>	<b>47.2</b>	<b>12.8</b>	<b>124.2</b>	<b>166.2</b>	<b>140.8</b>	<b>58.2</b>	<b>185.8</b>	<b>152.8</b>	<b>543.0</b>	<b>196.6</b>	<b>31.0</b>	<b>44.2</b>	<b>1,702.8</b>



**Rainfall - ORE Camp-Perrin, Cayes, Haiti  
- 2005 -**

*(in millimeters)*

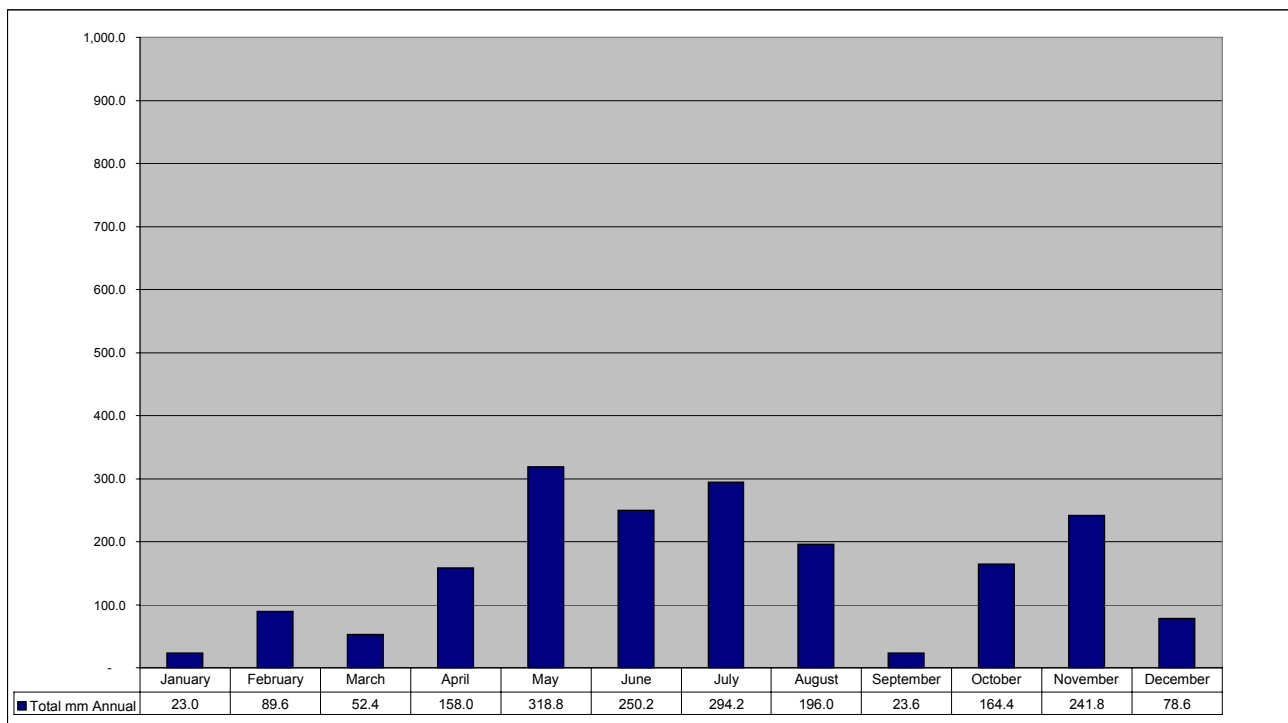
Day	January	February	March	April	May	June	July	August	September	October	November	December	Annual Total
1	-	-	-	-	-	-	-	-	-	27.4	3.4	-	
2	-	-	13.8	56.0	-	-	-	-	-	-	-	69.6	
3	-	-	1.0	-	18.6	-	-	3.0	-	-	-	10.6	
4	-	-	-	-	2.0	4.8	-	-	-	29.4	-	-	
5	-	3.0	-	-	12.6	13.4	25.4	-	-	2.4	-	-	
6	-	-	-	4.2	8.8	11.0	104.4	-	-	12.8	-	-	
7	-	-	-	-	-	-	43.6	2.0	1.2	11.2	-	-	
8	-	-	-	-	-	-	-	-	9.4	28.6	-	-	
9	-	-	-	-	9.4	74.4	1.2	2.4	-	37.6	0.6	-	
10	-	-	-	-	-	34.8	-	-	-	4.6	-	-	
11	-	-	-	-	-	90.8	-	9.0	3.2	20.6	31.6	-	
12	-	-	-	-	41.0	14.0	-	11.0	-	43.0	-	-	
13	-	-	-	-	12.0	5.6	-	-	-	68.8	-	-	
14	-	-	-	0.6	9.6	24.6	16.4	38.8	1.6	89.4	-	-	
15	96.0	-	-	-	78.6	4.2	-	-	-	96.4	-	-	
16	14.0	-	-	-	65.0	-	-	-	3.4	63.0	26.0	-	
17	3.6	-	-	-	150.0	-	-	13.2	-	29.6	-	-	
18	0.6	-	-	-	-	9.6	-	5.0	-	6.2	2.6	-	
19	-	-	-	7.6	8.2	-	-	-	7.0	-	-	-	
20	-	13.8	-	7.8	-	-	3.8	-	-	2.6	-	-	
21	-	-	-	4.0	5.0	-	-	-	22.8	-	-	-	
22	-	-	-	2.0	-	-	-	15.6	-	-	1.4	-	
23	26.6	8.8	-	14.2	-	18.4	0.6	-	75.0	65.0	14.0	-	
24	-	-	-	-	-	47.4	-	-	3.0	36.0	-	-	
25	-	2.8	-	-	-	48.8	-	13.0	5.0	-	-	-	
26	1.0	-	-	-	-	-	-	-	16.4	-	-	-	
27	-	-	-	-	-	-	-	65.0	-	37.0	-	-	
28	-	-	-	7.2	-	-	-	12.0	6.6	26.6	-	-	
29	-	-	-	-	-	-	-	-	3.4	-	-	-	
30	-	-	-	24.6	-	34.4	13.0	-	0.6	-	-	-	
31	-	-	-	-	-	-	-	-	-	-	-	20.6	
<b>Total Millimeters</b>	<b>January</b>	<b>February</b>	<b>March</b>	<b>April</b>	<b>May</b>	<b>June</b>	<b>July</b>	<b>August</b>	<b>September</b>	<b>October</b>	<b>November</b>	<b>December</b>	<b>Annual Total</b>
<b>2,646</b>	<b>141.8</b>	<b>28.4</b>	<b>14.8</b>	<b>128.2</b>	<b>420.8</b>	<b>436.2</b>	<b>208.4</b>	<b>190.0</b>	<b>158.6</b>	<b>738.2</b>	<b>79.6</b>	<b>100.8</b>	<b>2,645.8</b>



**Rainfall - ORE Camp-Perrin, Cayes, Haiti  
- 2006 -**

*(in millimeters)*

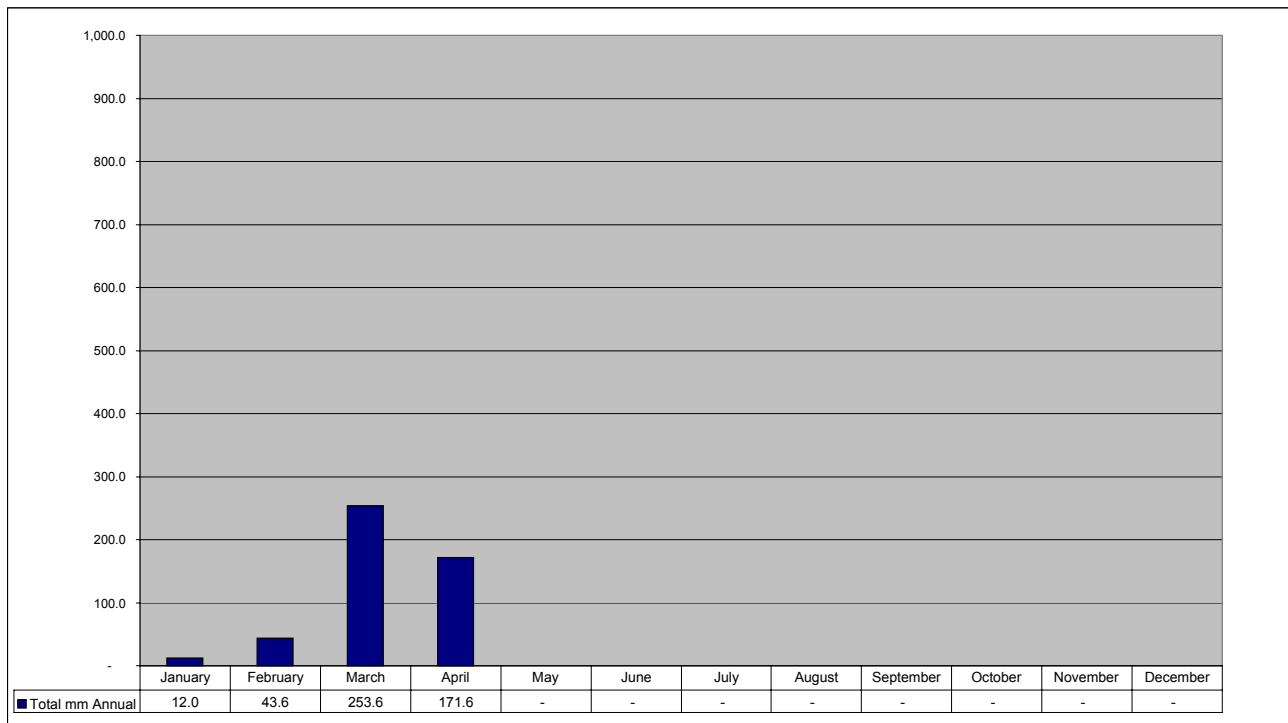
Day	January	February	March	April	May	June	July	August	September	October	November	December
1	-	-	-	-	-	6.4	-	-	-	-	-	-
2	-	-	-	-	-	4.6	-	-	-	-	1.4	-
3	12.0	-	1.0	14.6	-	1.8	-	-	4.8	9.2	-	-
4	-	4.0	-	22.6	-	34.4	25.4	-	4.4	-	-	2.8
5	-	-	-	24.4	-	13.4	2.8	-	-	-	-	-
6	0.8	-	-	37.4	10.0	26.6	-	20.4	1.0	1.8	6.6	-
7	-	-	-	3.8	-	3.4	-	-	-	-	-	-
8	10.2	-	-	-	2.6	2.4	-	-	-	-	7.8	-
9	-	49.2	-	3.6	-	7.0	6.0	2.2	-	-	-	31.2
10	-	2.0	-	-	-	-	-	-	-	12.4	-	37.6
11	-	-	-	3.6	18.4	-	-	-	-	12.2	-	-
12	-	8.0	-	1.4	-	-	-	-	-	39.8	20.6	-
13	-	-	-	-	-	-	-	-	-	-	-	-
14	-	-	1.0	11.4	-	7.4	-	-	-	-	-	-
15	-	-	-	10.2	-	-	-	-	-	-	-	1.4
16	-	9.4	3.0	-	-	6.4	-	4.4	-	-	-	-
17	-	12.0	2.0	-	10.0	4.6	-	6.8	-	-	-	-
18	-	-	-	-	227.6	-	-	-	-	-	36.0	5.6
19	-	-	-	-	13.4	2.2	-	-	-	6.0	15.0	-
20	-	-	-	-	-	69.4	7.4	-	-	9.6	68.0	-
21	-	-	-	-	1.6	17.2	8.6	-	-	-	75.0	-
22	-	-	-	-	4.0	-	-	-	-	-	3.0	-
23	-	-	-	-	-	-	-	4.0	-	2.2	8.4	-
24	-	-	-	6.8	-	2.0	-	-	-	23.2	-	-
25	-	-	-	-	-	5.2	-	35.4	6.2	14.0	-	-
26	-	-	-	-	8.2	-	-	17.8	1.4	0.2	-	-
27	-	-	-	-	-	-	9.4	85.0	-	-	-	-
28	-	5.0	2.8	1.6	-	32.6	28.8	18.2	-	-	-	-
29	-	-	3.0	16.6	23.0	-	21.0	1.8	-	33.0	-	-
30	-	-	38.6	-	-	3.2	75.4	-	5.8	0.8	-	-
31	-	-	1.0	-	-	-	109.4	-	-	-	-	-
<b>Total mm Annual</b>	<b>January</b>	<b>February</b>	<b>March</b>	<b>April</b>	<b>May</b>	<b>June</b>	<b>July</b>	<b>August</b>	<b>September</b>	<b>October</b>	<b>November</b>	<b>December</b>
1,890.6	23.0	89.6	52.4	158.0	318.8	250.2	294.2	196.0	23.6	164.4	241.8	78.6



**Rainfall - ORE Camp-Perrin, Cayes, Haiti**  
**- 2007 -**

*(in millimeters)*

Day	January	February	March	April	May	June	July	August	September	October	November	December
1	-	-	-	4.2	-	-	-	-	-	-	-	-
2	-	-	-	30.0	-	-	-	-	-	-	-	-
3	-	-	-	10.8	-	-	-	-	-	-	-	-
4	-	-	-	7.8	-	-	-	-	-	-	-	-
5	-	-	1.6	-	-	-	-	-	-	-	-	-
6	-	-	-	27.2	-	-	-	-	-	-	-	-
7	-	8.0	1.8	-	-	-	-	-	-	-	-	-
8	-	-	-	-	-	-	-	-	-	-	-	-
9	-	22.0	-	-	-	-	-	-	-	-	-	-
10	-	-	-	-	-	-	-	-	-	-	-	-
11	-	-	-	-	-	-	-	-	-	-	-	-
12	-	-	40.8	-	-	-	-	-	-	-	-	-
13	10.2	-	-	-	-	-	-	-	-	-	-	-
14	-	-	8.8	-	-	-	-	-	-	-	-	-
15	-	-	6.4	-	-	-	-	-	-	-	-	-
16	-	-	35.4	-	-	-	-	-	-	-	-	-
17	-	-	70.4	-	-	-	-	-	-	-	-	-
18	-	-	13.6	-	-	-	-	-	-	-	-	-
19	-	-	-	-	-	-	-	-	-	-	-	-
20	-	-	3.0	7.0	-	-	-	-	-	-	-	-
21	-	5.8	8.4	-	-	-	-	-	-	-	-	-
22	-	-	-	32.6	-	-	-	-	-	-	-	-
23	-	7.8	-	5.0	-	-	-	-	-	-	-	-
24	-	-	25.0	16.8	-	-	-	-	-	-	-	-
25	-	-	1.8	9.0	-	-	-	-	-	-	-	-
26	-	-	-	3.4	-	-	-	-	-	-	-	-
27	-	-	27.4	1.4	-	-	-	-	-	-	-	-
28	-	-	-	16.4	-	-	-	-	-	-	-	-
29	1.2	-	-	-	-	-	-	-	-	-	-	-
30	0.2	-	-	-	-	-	-	-	-	-	-	-
31	0.4	-	9.2	-	-	-	-	-	-	-	-	-
<b>Total mm Annual</b>	<b>January</b>	<b>February</b>	<b>March</b>	<b>April</b>	<b>May</b>	<b>June</b>	<b>July</b>	<b>August</b>	<b>September</b>	<b>October</b>	<b>November</b>	<b>December</b>
480.8	12.0	43.6	253.6	171.6	-	-	-	-	-	-	-	-

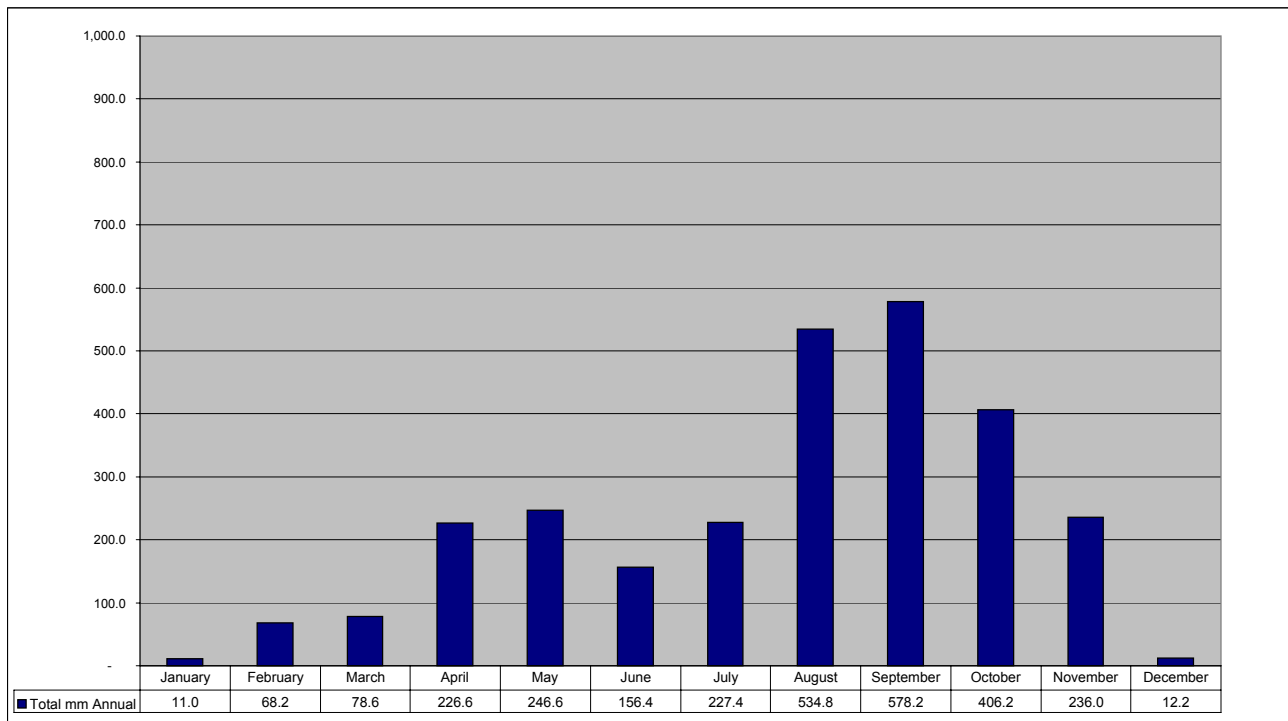




**Rainfall - ORE Camp-Perrin, Cayes, Haiti**  
**- 2008 -**

*(in millimeters)*

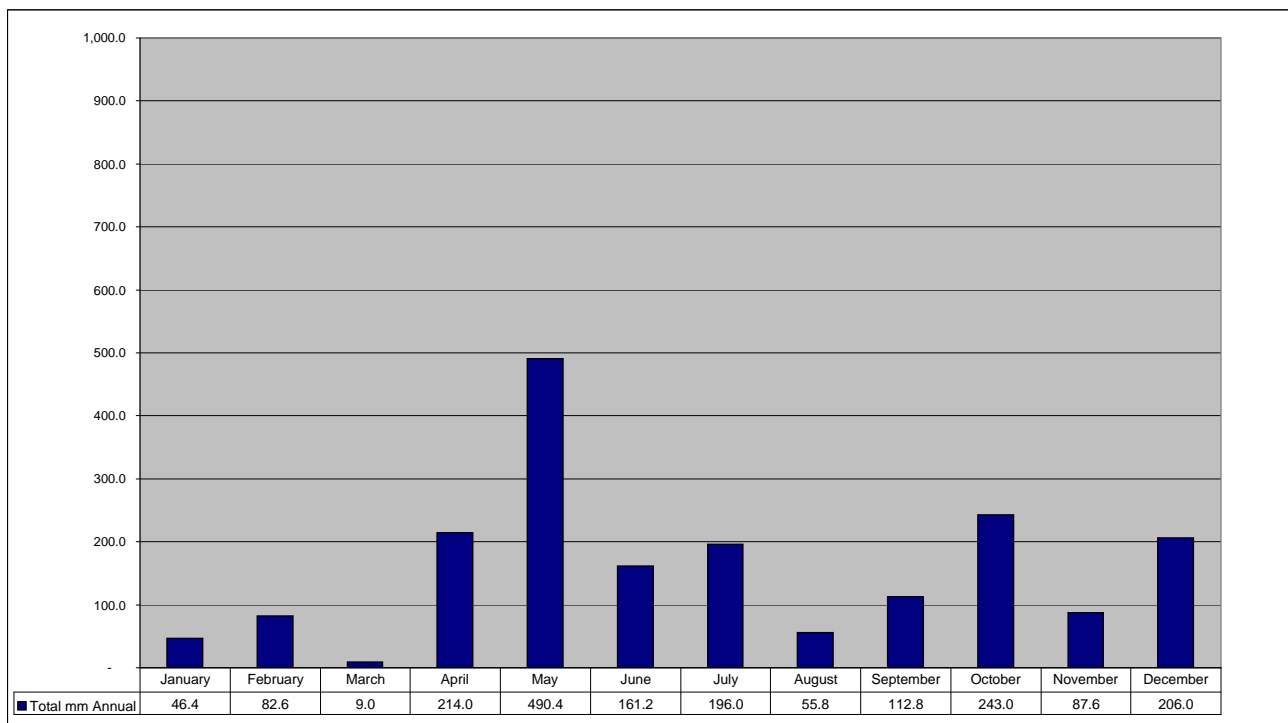
Day	January	February	March	April	May	June	July	August	September	October	November	December
1	-	-	-	11.6	-	-	-	7.2	278.4	70.2	-	-
2	-	-	4.8	14.2	10.8	-	5.8	4.0	14.6	9.4	21.6	-
3	-	-	-	42.2	61.6	31.0	-	4.4	30.2	-	7.4	-
4	-	-	-	2.0	2.6	41.4	107.2	7.8	30.6	11.8	-	-
5	-	-	-	2.2	-	-	3.0	-	40.8	-	-	-
6	-	-	9.2	-	-	-	-	-	8.4	12.2	-	-
7	-	1.8	-	-	-	-	-	-	56.6	5.6	-	-
8	-	-	-	11.4	-	-	14.4	-	10.8	-	-	-
9	-	-	6.0	-	-	-	-	-	10.0	3.8	-	-
10	4.0	4.8	-	-	-	-	14.2	-	-	-	-	-
11	-	-	12.2	28.6	-	-	-	-	27.6	5.4	-	-
12	-	-	3.0	8.8	-	-	-	-	-	-	77.4	-
13	-	-	-	-	-	-	-	-	-	9.8	4.2	-
14	-	-	-	-	52.2	52.4	-	-	-	-	1.6	-
15	-	-	-	-	14.0	17.4	11.8	4.4	-	-	-	-
16	-	-	-	-	3.0	-	8.2	215.0	1.4	39.0	2.0	-
17	-	-	-	-	-	-	-	10.4	-	129.6	-	-
18	-	-	-	-	-	-	34.2	-	14.6	71.2	29.6	-
19	-	40.0	-	-	-	-	-	-	-	1.8	9.6	-
20	-	8.8	-	-	-	-	-	-	4.6	-	-	-
21	-	-	6.6	95.2	14.2	-	-	-	-	-	-	-
22	-	-	1.2	-	3.8	-	-	-	29.6	-	-	12.2
23	-	-	-	-	6.4	-	-	-	9.8	-	-	-
24	-	-	-	-	-	-	7.4	-	-	-	-	-
25	-	-	-	-	12.0	-	13.2	-	-	-	47.4	-
26	-	9.0	-	-	10.4	-	-	64.0	-	-	15.2	-
27	2.6	3.8	1.2	8.8	4.0	-	-	116.0	-	-	-	-
28	4.4	-	22.0	1.6	10.0	-	-	93.0	7.6	20.0	12.0	-
29	-	-	10.0	-	1.6	14.2	1.2	8.6	-	-	8.0	-
30	-	-	-	-	40.0	-	-	-	2.6	-	-	-
31	-	-	2.4	-	-	-	6.8	-	-	16.4	-	-
<b>Total mm Annual</b>	<b>January</b>	<b>February</b>	<b>March</b>	<b>April</b>	<b>May</b>	<b>June</b>	<b>July</b>	<b>August</b>	<b>September</b>	<b>October</b>	<b>November</b>	<b>December</b>
2,782.2	11.0	68.2	78.6	226.6	246.6	156.4	227.4	534.8	578.2	406.2	236.0	12.2



**Rainfall - ORE Camp-Perrin, Cayes, Haiti**  
**- 2009 -**

*(in millimeters)*

Day	January	February	March	April	May	June	July	August	September	October	November	December
1	-	-	4.4	-	13.4	2.0	-	-	-	3.4	-	-
2	-	-	4.6	14.0	34.0	-	-	-	-	16.8	-	-
3	-	-	-	2.6	40.0	-	-	-	8.0	1.8	-	-
4	-	-	-	-	15.6	-	-	4.0	-	-	20.0	-
5	-	-	-	-	-	-	24.0	-	-	-	18.0	-
6	-	-	-	-	-	1.6	2.2	-	-	-	-	-
7	-	-	-	-	-	-	-	-	-	-	6.0	-
8	-	-	-	-	-	-	-	-	-	-	8.4	-
9	-	-	-	-	-	-	-	10.0	-	-	8.0	-
10	-	-	-	38.0	-	8.6	-	-	-	-	-	-
11	-	9.6	-	-	10.4	103.2	-	6.2	-	16.6	-	-
12	-	-	-	1.0	2.0	40.0	-	-	-	66.0	-	-
13	-	-	-	5.2	-	-	-	-	11.6	17.8	6.6	-
14	-	-	-	-	3.4	-	-	-	54.4	-	20.6	-
15	-	-	-	-	1.6	-	-	-	-	-	-	-
16	-	-	-	2.4	13.6	-	-	-	-	-	-	14.0
17	-	-	-	-	-	5.8	-	20.6	7.6	13.6	-	19.0
18	12.8	6.0	-	81.0	281.0	-	-	-	-	-	-	-
19	28.4	-	-	41.0	9.0	-	18.6	-	5.4	-	-	-
20	2.8	-	-	-	66.4	-	10.6	-	7.4	-	-	-
21	-	-	-	-	-	-	118.0	-	18.4	12.0	-	136.0
22	0.6	-	-	5.0	-	-	-	-	-	20.0	-	37.0
23	-	-	-	6.2	-	-	-	-	-	49.6	-	-
24	-	-	-	-	-	-	-	-	-	16.6	-	-
25	-	34.4	-	-	-	-	-	15.0	-	-	-	-
26	-	31.2	-	6.4	-	-	22.6	-	-	3.6	-	-
27	-	1.4	-	-	-	-	-	-	-	-	-	-
28	-	-	-	11.2	-	-	-	-	-	-	-	-
29	1.8	-	-	-	-	-	-	-	-	-	-	-
30	-	-	-	-	-	-	-	-	-	-	-	-
31	-	-	-	-	-	-	-	-	-	5.2	-	-
<b>Total mm Annual</b>	<b>January</b>	<b>February</b>	<b>March</b>	<b>April</b>	<b>May</b>	<b>June</b>	<b>July</b>	<b>August</b>	<b>September</b>	<b>October</b>	<b>November</b>	<b>December</b>
1,904.8	46.4	82.6	9.0	214.0	490.4	161.2	196.0	55.8	112.8	243.0	87.6	206.0



**Rainfall - ORE Camp-Perrin, Cayes, Haiti  
- 2010 -**

*(in millimeters)*

Day	January	February	March	April	May	June	July	August	September	October	November	December
1	-	-	6.4	10.0	-	24.4	-	-	-	100.0	-	-
2	-	-	-	-	9.4	-	-	-	40.6	34.4	-	-
3	5.8	-	-	-	-	-	-	-	-	-	85.0	-
4	-	-	-	15.6	-	-	-	-	6.2	2.4	178.0	-
5	1.0	-	-	-	-	-	-	-	-	1.4	22.0	-
6	-	-	-	-	-	-	25.0	-	6.6	66.2	-	-
7	-	-	-	11.8	-	-	2.4	-	-	18.0	-	-
8	-	-	-	1.8	-	-	-	-	-	-	-	-
9	5.0	-	-	12.8	35.0	-	5.6	-	9.6	4.0	-	-
10	-	-	-	4.6	28.2	6.6	6.4	4.4	-	8.6	-	-
11	-	-	-	-	21.0	-	-	2.0	-	-	-	-
12	-	-	-	-	-	-	-	-	25.6	-	-	30.0
13	-	-	-	2.4	-	-	25.0	3.4	30.3	-	-	-
14	-	-	-	3.4	5.6	-	-	2.4	-	-	-	-
15	-	7.8	-	-	-	7.4	4.0	-	-	-	51.0	-
16	6.8	-	-	50.2	4.0	-	58.0	-	-	21.0	-	-
17	-	-	14.4	90.8	-	-	21.0	86.0	31.0	-	5.0	-
18	-	-	2.6	84.2	-	-	44.6	21.0	3.6	-	-	5.6
19	-	-	-	15.4	4.0	-	4.0	-	-	-	-	-
20	-	-	-	-	4.2	11.4	26.0	-	-	-	-	-
21	-	10.8	-	-	8.4	27.4	68.0	-	30.0	21.6	-	-
22	-	3.4	-	-	3.0	103.0	190.6	-	-	49.0	-	-
23	-	-	-	-	12.4	29.8	4.2	-	-	-	-	-
24	5.8	-	-	-	25.0	58.0	-	8.0	24.2	-	-	-
25	-	13.2	-	-	13.0	-	-	-	-	-	-	-
26	-	-	-	-	63.0	2.0	-	54.6	24.0	2.6	-	-
27	-	57.8	-	-	28.4	4.6	-	-	35.4	-	-	-
28	-	-	-	-	40.4	12.6	22.4	3.4	87.6	-	-	-
29	-	-	-	-	8.4	-	1.4	-	35.2	-	-	-
30	-	-	-	-	10.8	-	-	-	9.0	-	-	-
31	-	-	-	-	35.0	-	-	-	-	-	-	-
<b>Total mm Annual</b>	<b>January</b>	<b>February</b>	<b>March</b>	<b>April</b>	<b>May</b>	<b>June</b>	<b>July</b>	<b>August</b>	<b>September</b>	<b>October</b>	<b>November</b>	<b>December</b>
2,888.7	24.4	93.0	23.4	303.0	359.2	287.2	508.6	185.2	398.9	329.2	341.0	35.6

